

2019 TECHNICAL WHEEL GUIDE



CRAGARWHEEL.COM



BLACKROCKWHEELS.COM

UNIQUE

UNIQUEWHEEL.COM

PROPOSITION 65

California's Proposition 65, also known as the Safe Drinking Water and Toxic Enforcement Act of 1986, requires the Governor of California to publish a list of chemicals known by the state to cause cancer, birth defects or other reproductive harm. The complete list of Prop 65 chemicals is available here:

http://www.oehha.ca.gov/prop65/prop65_list/Newlist.html

This notice is intended to warn Carlstar's customers that some products distributed by the Carlstar Group in California contain chemicals that are included on California's Prop 65 list. Such products include:

Tires	alpha-styrene, butadiene, cadmium, carbon black	cancer / reproductive harm
Wheels	cadmium, beryllium, hexavalent chromium	cancer / reproductive harm
Valve Stems	carbon black	cancer
Sealant	ethylene glycol	reproductive harm

which is [are] known to the State of California to cause both cancer and birth defects or other reproductive harm. For more information go to **www.P65Warnings.ca.gov**.

The Carlstar Group has chosen to provide this warning based on its knowledge about the presence of one or more Prop 65 chemicals in its products. The Carlstar Group has not attempted to evaluate the level of possible exposure. Products distributed by the Carlstar Group may contain listed chemicals at levels that are below the Proposition 65 level of concern, or could even be zero. Out of an abundance of caution, the Carlstar Group has elected to place the Proposition 65 warning notification on all its products that contain chemicals identified on California's Prop 65 list.

TABLE OF CONTENTS

CRAGAR WHEEL COLLECTION	
CRAGAR SERIES 08/61 S/S SUPER SPORT	6
CRAGAR SERIES 61C S/S SUPER SPORT	7
CRAGAR SERIES 610C	8
CRAGAR SERIES 614C S/S MODERN MUSCLE	8
CRAGAR SERIES 615BMBC MODERN MUSCLE	9
CRAGAR SERIES 617C MODERN MUSCLE	9
CRAGAR SERIES 617B MODERN MUSCLE	10
CRAGAR SERIES 620MB MODERN MUSCLE	10
CRAGAR SERIES 620BMBC MODERN MUSCLE	11
CRAGAR SERIES 310 NOMAD WHITE	11
CRAGAR SERIES 313 SMOOTHIE	12
CRAGAR SERIES 315 NOMAD CHROME	12
CRAGAR SERIES 320 QUICK TRICK / CHROME MOD	13
CRAGAR SERIES 32 KEYSTONE KLASSIC	13
CRAGAR SERIES 342 BLACK "D" WINDOW	14
CRAGAR SERIES 344 SILVER RALLY	15
CRAGAR SERIES 373 CHROME RALLY	15
CRAGAR SERIES 380S RALLY II	15
CRAGAR SERIES 390C STREET PRO	16
CRAGAR SERIES 365 V-5	17
CRAGAR SERIES 397 BLACK SOFT 8	18
CRAGAR SERIES 401C GOLF CART S/S	18
LUG NUTS BY WHEEL	19
ACCESSORIES BY NUMBERS	20

UNIQUE WHEEL COLLECTION	
UNIQUE SERIES 03 SMOOTHIE	32
UNIQUE SERIES 21 VW WHITE 8-SPOKE	32
UNIQUE SERIES 21 WHITE 8-SPOKE	33
UNIQUE SERIES 27 CHROME 8-SPOKE	34
UNIQUE SERIES 27 VW CHROME 8-SPOKE	34
UNIQUE SERIES 42 BLACK "D" WINDOW	35
UNIQUE SERIES 81 VW WHITE BAJA	36
UNIQUE SERIES 96 CHROME MODULAR	36
UNIQUE SERIES 144 SILVER RALLY	37
UNIQUE SERIES 173 CHROME RALLY	37
UNIQUE SERIES 177 SUPER SUPREME	38
UNIQUE SERIES 265 BLACK V-5	38
UNIQUE SERIES 297 BLACK SOFT 8	38
UNIQUE WHEEL ACCESSORIES	40

BLACK ROCK WHEEL COLLECTION	
BLACK ROCK SERIES 900B VIPER	24
BLACK ROCK SERIES 900S VIPER	24
BLACK ROCK SERIES 904B FURY I	25
BLACK ROCK SERIES 909B TYPE D	25
BLACK ROCK SERIES 929 BLACK JACK	26
BLACK ROCK SERIES 935B FURY II	24
BLACK ROCK SERIES 942 TYPE D	27
BLACK ROCK SERIES 997 TYPE 8	28
CENTER CAPS ALUMINUM WHEELS	30
CENTER CAPS STEEL WHEELS	30



Built for Real American Muscle™



CRAGAR SERIES 08/61 S/S SUPER SPORT

CONSTRUCTION: 2-Piece Composite - Steel Rim with Aluminum Center

FIT: Uni-Lug

FINISH: Chrome

OFFSET: RWD

LUG NUT: Mag lugs nuts with Cragar washers. Sold separately

CAP: Included



PART #	ITEM #	RIM SIZE (IN.)	BOLT PATTERN (IN.)	OFFSET (MM.)	REAR SPACING (IN.)	CENTER BORE (IN.)	LUG NUT TYPE	LOAD RATING (LBS)	SHIPPING WEIGHT (LBS)	CAP #
08060	1425793402B	14x6	5 x 4.0	-3	3 3/8	2.82	Mag	1580	21	09080
61614	1425728402B	14x6	5 x 4.5, 4.75, 5.0	-3	3 3/8	3.58	Mag	1580	21	09090
08070	1425857402B	14x7	5 x 4.0	3	4 1/8	2.82	Mag	1580	23	09080
61714	1425817402B	14x7	5 x 4.5, 4.75, 5.0	3	4 1/8	3.58	Mag	1580	23	09090
08050	1526270402B	15x6	5 x 5.5	0	3 1/2	3.58	Mag	1580	24	09090
61615	1526189402B	15x6	5 x 4.5, 4.75, 5.0	-3	3 3/8	3.58	Mag	1580	24	09090
08765*	1526449402B	15x7	5 x 5 (14mm)	3	4 1/8	3.57	Mag	1580	26	09090
08750	1526481402B	15x7	5 x 5.5	0	4	3.58	Mag	1580	26	09090
61754	1526461402B	15x7	5 x 4.0	3	4 1/8	2.82	Mag	1580	26	09080
61715	1526330402B	15x7	5 x 4.5, 4.75, 5.0	3	4 1/8	3.58	Mag	1580	26	09090
08865*	1526738402B	15x8	5 x 5 (14mm)	-6	4 1/4	3.57	Mag	1580	28	09090
08850	1526776402B	15x8	5 x 5.5	-13	4	3.58	Mag	1580	28	09090
61854	1526753402B	15x8	5 x 4.0	-6	4 1/4	2.82	Mag	1580	28	09080
61815	1526581402B	15x8	5 x 4.5, 4.75, 5.0	-6	4 1/4	3.58	Mag	1580	28	09090
08155	1526012402B	15x10	5 x 5.5	-32	4 1/4	3.58	Mag	1580	34	09090
08165*	1525984402B	15x10	5 x 5 (14mm)	-32	4 1/4	3.57	Mag	1580	34	09090
61015	1525909402B	15x10	5 x 4.5, 4.75, 5.0	-32	4 1/4	3.58	Mag	1580	34	09090
61215	1526081402B	15x12	5 x 4.5, 4.75, 5.0	-51	4 1/2	3.58	Mag	1580	36	09090
61415	1526116402B	15x14	5 x 4.5, 4.75, 5.0	-76	4 1/2	3.58	Mag	1580	38	09090
08/61 SERIES S/S SUPER SPORT REVERSED RIM										
61616	1425726402B	14x6	5 x 4.5, 4.75, 5.0	-38	2	3.58	Mag	1580	21	09090
61717	1526327402B	15x7	5 x 4.5, 4.75, 5.0	-44	2 1/4	3.58	Mag	1580	26	09090
61817	1526576402B	15x8	5 x 4.5, 4.75, 5	-38	3	3.58	Mag	1580	26	09090
08852	1526775402B	15x8	5 x 5.5	-51	2 1/2	3.58	Mag	1580	28	09090
08152	1526011402B	15x10	5 x 5.5	-44	3 3/4	3.58	Mag	1580	34	09090
61017	1525906402B	15x10	5 x 4.5, 4.75, 5.0	-44	3 3/4	3.58	Mag	1580	34	09090

LUG NUTS

PART #	DESCRIPTION	PACK QTY
.605 SHANK MAG STYLE LUG NUTS & WASHERS - 5x5.5 BOLT CIRCLE		
09603-4	1/2 RH with center hole washers .684 Diameter	4
09607-4	1/2 LH with center hole washers .684 Diameter	4
.767 SHANK MAG STYLE LUG NUTS & WASHERS - 5x4 BOLT CIRCLE 11/16 HEAD SIZE		
09004-4	7/16 LH with center hole washers .592 Diameter	4
09005-4	7/16 RH with center hole washers .592 Diameter	4
.800 SHANK MAG STYLE LUG NUTS & WASHERS - 5x4.5, 4.75, 5 BOLT CIRCLE		
27721-4	7/16 RH with center hole washers .684 Diameter	4
27723-4	1/2 RH with offset washers .684 Diameter	4
27727-4	1/2 LH with offset washers .684 Diameter	4
27780-4	1/2 RH with center hole washers .684 Diameter	4
27792-4	7/16 RH with offset hole washers .684 Diameter	4
27846-4	14mm-1.50 with center hole washers .750 Diameter	4
27732-4	12mm-1.25 RH with center & offset hole washers .684 Diameter	4
27733-4	12mm-1.50 RH with center & offset hole washers .684 Diameter	4

CAPS & SPINNERS

PART #	DESCRIPTION	PACK QTY
09080	Cap S/S BVD 5x4 only	1
09090	Cap S/S 5x4.5,4.75,5,5.5	1
09095-2	Spinner S/S	2

WARNING! *08765, 08865 and 08165 wheels are for vehicles requiring 14mm lug nuts only. These wheel part numbers will not fit vehicles that require 1/2" lugs.

CRAGAR SERIES 61C S/S SUPER SPORT

CONSTRUCTION: 2-Piece Composite - Steel Rim with Aluminum Center

FIT: Direct Fit

FINISH: Chrome

OFFSET: RWD

LUG NUT: Conical seat or bulge seat lug nuts. Sold separately

CAP: Included



CRAGAR WHEELS

PART #	ITEM #	RIM SIZE (IN.)	BOLT PATTERN (IN.)	OFFSET (MM.)	REAR SPACING (IN.)	CENTER BORE (IN.)	LUG NUT TYPE	LOAD RATING (LBS)	SHIPPING WEIGHT (LBS)	CAP #
61C5654	1521911402B	15x6	5 x 4	-3	3 3/8	2.82	Conical	1580	24	09080
61C561232	61C561232	15x6	5 x 4.5	-6	3 1/4	3.57	Conical	1580	24	09090
61C563432	61C563432	15x6	5 x 4.75	-6	3 1/4	3.57	Conical	1580	24	09090
61C565032	61C565032	15x6	5 x 5	-6	3 1/4	3.57	Conical	1580	24	09090
61C5754	1521912402B	15x7	5 x 4	3	4 1/8	2.82	Conical	1580	26	09080
61C571240	61C571240	15x7	5 x 4.5	0	4	3.57	Conical	1580	26	09090
61C573440	61C573440	15x7	5 x 4.75	0	4	3.57	Conical	1580	26	09090
61C575040	61C575040	15x7	5 x 5	0	4	3.57	Conical	1580	26	09090
61C575540	61C575540	15x7	5 x 5.5	0	4	3.57	Conical	1580	26	09090
61C5854	1521913402B	15x8	5 x 4	-6	4 1/4	2.82	Conical	1580	28	09080
61C581242	61C581242	15x8	5 x 4.5	-6	4 1/4	3.57	Conical	1580	28	09090
61C583440	61C583440	15x8	5 x 4.75	-13	4	3.57	Conical	1580	28	09090
61C583442	61C583442	15x8	5 x 4.75	-6	4 1/4	3.57	Conical	1580	28	09090
61C585042	61C585042	15x8	5 x 5	-6	4 1/4	3.57	Conical	1580	28	09090
61C585542	61C585542	15x8	5 x 5.5	-6	4 1/4	3.57	Conical	1580	28	09090
61C511242	61C511242	15x10	5 x 4.5	-32	4 1/4	3.57	Conical	1580	34	09090
61C513442	61C513442	15x10	5 x 4.75	-32	4 1/4	3.57	Conical	1580	34	09090
61C515042	61C515042	15x10	5 x 5	-32	4 1/4	3.57	Conical	1580	34	09090
61C515542	61C515542	15x10	5 x 5.5	-32	4 1/4	3.57	Conical	1580	34	09090
61C521245	61C521245	15x12	5 x 4.5	-51	4 1/2	3.57	Conical	1580	36	09090
61C523445	61C523445	15x12	5 x 4.75	-51	4 1/2	3.57	Conical	1580	36	09090
61C525045	61C525045	15x12	5 x 5	-51	4 1/2	3.57	Conical	1580	36	09090
61C541245	61C541245	15x14	5 x 4.5	-76	4 1/2	3.57	Conical	1580	38	09090
61C543445	61C543445	15x14	5 x 4.75	-76	4 1/2	3.57	Conical	1580	38	09090
61C771237	61C771237	17x7	5 x 4.75	-6	3 3/4	3.57	Conical	1580	31	09090
61C773437	61C773437	17x8	5 x 4.5	-25	3 1/2	3.57	Conical	1580	38	09090
61C781235	61C781235	17x8	5 x 4.5	0	4 1/2	3.57	Conical	1580	38	09090
61C781245	61C781245	17x8	5 x 4.75	-25	3 1/2	3.57	Conical	1580	38	09090
61C783435	61C783435	17x8	5 x 4.75	0	4 1/2	3.57	Conical	1580	38	09090
61C783445	61C783445	17x9	5 x 4.5	-13	4 1/2	3.57	Conical	1580	40	09090
61C791245	61C791245	17x9	5 x 4.5	13	5 1/2	3.57	Conical	1580	40	09090
61C791255	61C791255	17x9	5 x 4.75	-13	4 1/2	3.57	Conical	1580	40	09090
61C793445	61C793445	17x9	5 x 4.75	13	5 1/2	3.57	Conical	1580	40	09090
61C793455	61C793455	17x9	5 x 4.75	13	5.5	3.57	Conical	1580	40	09090
SERIES 61C - 6 SPOKE										
61C776340	61C776340	17X7	6 x 5.5	0	4	78.3	Conical	2200	34	09090
61C786350	61C786350	17X8	6 x 5.5	13	5	78.3	Conical	2200	38	09090
61C796355	61C796355	17X9	6 x 5.5	13	5 1/2	78.3	Conical	2200	38	09090

LUG NUTS

PART #	DESCRIPTION	PACK QTY
CONICAL LUG NUTS		
27802B-4	7/16" Conical Bulge Nut	4
27804B-4	1/2" Conical Bulge Nut	4
27806B-4	12MM-1.25 Conical Bulge Nut	4
27807B-4	12MM-1.50 Conical Bulge Nut	4
27809B-4	14MM-1.50 Conical Bulge Nut	4

CAPS & SPINNERS

09090	Cap S/S 5x4.5,4.75,5,5.5	1
09095-2	Spinner S/S 5x4.5/4.75	1

NOTES

- 1) Ford trucks with 5-5.5" bolt circle using 08 Series may require spacer kits for hub clearance. No fitment for Ford's with large hubs.
- 2) Chevrolet & GMC trucks 1988 and newer may require spacer #29126

CRAGAR SERIES 610C

CONSTRUCTION: 1-Piece Cast Aluminum

FIT: Direct Fit

FINISH: Chrome

OFFSET: RWD

LUG NUT: Conical seat, bulge seat or ET lug nuts. Lug nuts sold separately

CAP: Included



PART #	RIM SIZE (IN.)	BOLT PATTERN (IN.)	OFFSET (MM.)	REAR SPACING (IN.)	CENTER BORE (IN.)	LUG NUT TYPE	LOAD RATING (LBS)	SHIPPING WEIGHT (LBS)	CAP #
610C571242	15x7	5 x 4.5	6	4 1/4	3.57	Conical	1900	18	361031CR
610C573442	15x7	5 x 4.75	6	4 1/4	3.57	Conical	1900	18	361031CR
610C575042	15x7	5 x 5	6	4 1/4	3.57	Conical	1900	18	361031CR
610C581245	15x8	5 x 4.5	0	4 1/2	3.57	Conical	1900	19	361031CR
610C583445	15x8	5 x 4.75	0	4 1/2	3.57	Conical	1900	19	361031CR
610C585045	15x8	5 x 5	0	4 1/2	3.57	Conical	1900	19	361031CR
610C771242	17x7	5 x 4.5	6	4 1/4	3.57	Conical	1900	25	361031CR
610C773442	17x7	5 x 4.75	6	4 1/4	3.57	Conical	1900	25	361031CR
610C783445	17x8	5 x 4.75	0	4 1/2	3.57	Conical	1900	26	361031CR
610C785045	17x8	5 x 5	0	4 1/2	3.57	Conical	1900	26	361031CR

LUG NUTS

PART #	DESCRIPTION	PACK QTY
27802B-4	7/16" Conical Bulge Nut	4
27804B-4	1/2" Conical Bulge Nut	4
27806B-4	12MM-1.25 Conical Bulge Nut	4
27807B-4	12MM-1.50 Conical Bulge Nut	4
27809B-4	14MM-1.50 Conical Bulge Nut	4
271002-4	7/16" RH Conical Nut (5-4.0")	4
271003-4	7/16" LH Conical Nut (5-4.0")	4

CAPS & SPINNERS

09080	Cap S/S BVD 5 x 4.0" only	1
09090	Cap S/S 5 x 4.5, 4-7.5, 5, 5.5	1
09095-2	Spinner S/S 5 x 4.5, 4-7.5, 5	1

CRAGAR SERIES 614C S/S MODERN MUSCLE

CONSTRUCTION: 1-Piece Cast Aluminum

FIT: Direct Fit

FINISH: Chrome

OFFSET: RWD

LUG NUT: Conical seat or bulge seat lug nuts. Sold separately

CAP: Included



PART #	RIM SIZE (IN.)	BOLT PATTERN (MM)	OFFSET (MM)	REAR SPACING (IN.)	CENTER BORE (MM)	LUG NUT TYPE	LOAD RATING (LBS)	SHIPPING WEIGHT (LBS)	CAP NUMBER
614C8801258	18x8	5 x 114.3	28	5 5/8	70.5	Conical	1800	28	A-614
614C8802058	18x8	5 x 120	28	5 5/8	67.1	Conical	1800	28	A-614
614C8802453	18x8	5 x 115	15	5	71.5	Conical	1800	28	A-614
614C0851258	20x8.5	5 x 114.3	28	5 7/8	70.5	Conical	1800	36	A-614
614C0852058	20x8.5	5 x 120	28	5 7/8	67.1	Conical	1800	36	A-614
614C0852453	20x8.5	5 x 115	15	5 3/8	71.5	Conical	1800	36	A-614
614C0201270	20x10	5 x 114.3	39	7	70.5	Conical	1800	38	A-614
614C0202070	20x10	5 x 120	39	7	67.1	Conical	1800	38	A-614
614C0202460	20x10	5 x 115	15	6	71.5	Conical	1800	38	A-614

CRAGAR SERIES 615BMBC MODERN MUSCLE

CONSTRUCTION: 1-Piece Cast Aluminum

FIT: Direct Fit

FINISH: Black with Machined Accents

OFFSET: RWD

LUG NUT: Conical seat or bulge seat lug nuts. Sold separately

CAP: Included



PART #	RIM SIZE (IN)	BOLT PATTERN (MM)	OFFSET (MM.)	REAR SPACING (IN.)	CENTER BORE (MM)	LUG NUT TYPE	LOAD RATING (LBS)	SHIPPING WEIGHT (LBS)	CAP #
615BMBC8801258	18x8	5 x 114.3	28	5 5/8	70.5	Conical	1800	27	A-615
615BMBC8802058	18x8	5 x 120	28	5 5/8	67.1	Conical	1800	27	A-615
615BMBC8802453	18x8	5 x 115	15	5	71.5	Conical	1800	27	A-615
615BMBC0851258	20x8.5	5 x 114.3	28	5 7/8	70.5	Conical	1800	35	A-615
615BMBC0852058	20x8.5	5 x 120	28	5 7/8	67.1	Conical	1800	35	A-615
615BMBC0852453	20x8.5	5 x 115	15	5 3/8	71.5	Conical	1800	35	A-615
615BMBC0101270	20x10	5 x 114.3	39	7	70.5	Conical	1800	38	A-615
615BMBC0102070	20x10	5 x 120	39	7	67.1	Conical	1800	38	A-615
615BMBC0102460	20x10	5 x 115	15	6.09	71.5	Conical	1800	38	A-615

CRAGAR SERIES 617C MODERN MUSCLE

CONSTRUCTION: 1-Piece Cast Aluminum

FIT: Direct Fit

FINISH: Chrome

OFFSET: RWD

LUG NUT: Conical seat or bulge seat lug nuts. Sold separately

CAP: Included



PART #	RIM SIZE (IN)	BOLT PATTERN (MM)	OFFSET (MM.)	REAR SPACING (IN.)	CENTER BORE (MM)	LUG NUT TYPE	LOAD RATING (LBS)	SHIPPING WEIGHT (LBS)	CAP #
617C88012M28	18x8	5 x 114.3	28	5 5/8	70.5	Conical	1800	22	361752CR1
617C88020J28	18x8	5 x 120	28	5 5/8	67.1	Conical	1800	22	361752CR1
617C08512M28	20x8.5	5 x 114.3	28	5 7/8	70.5	Conical	1700	27	361752CR1
617C08520J28	20x8.5	5 x 120	28	5 7/8	67.1	Conical	1700	27	361752CR1
617C08524N15	20x8.5	5 x 115	15	5 7/8	71.5	Conical	1700	27	361752CR1
617C0012M39	20x10	5 x 114.3	39	7	70.5	Conical	1700	30	361752CR1
617C0020J39	20x10	5 x 120	39	7	67.1	Conical	1700	30	361752CR1
617C0024N15	20x10	5 x 115	15	6	71.5	Conical	1700	30	361752CR1

CRAGAR SERIES 617B MODERN MUSCLE

CONSTRUCTION: 1-Piece Cast Aluminum

FIT: Direct Fit

FINISH: Matte Black

OFFSET: RWD

LUG NUT: Conical seat or bulge seat lug nuts. Sold separately

CAP: Included



PART #	RIM SIZE (IN)	BOLT PATTERN (MM)	OFFSET (MM)	REAR SPACING (IN.)	CENTER BORE (MM)	LUG NUT TYPE	LOAD RATING (LBS)	SHIPPING WEIGHT (LBS)	CAP #
617B88012M28	18x8	5 x 114.3	28	5 5/8	70.5	Conical	1800	22	361752CR1
617B88020J28	18x8	5 x 120	28	5 5/8	67.1	Conical	1800	22	361752CR1
617B88024N15	18x8	5 x 115	15	5 5/8	71.5	Conical	1800	22	361752CR1
617B08512M28	20x8.5	5 x 114.3	28	5 7/8	70.5	Conical	1700	27	361752CR1
617B08520J28	20x8.5	5 x 120	28	5 7/8	67.1	Conical	1700	27	361752CR1
617B08524N15	20x8.5	5 x 115	15	5 3/8	71.5	Conical	1700	27	361752CR1
617B0012M39	20x10	5 x 114.3	39	7	70.5	Conical	1700	30	361752CR1
617B0020J39	20x10	5 x 120	39	7	67.1	Conical	1700	30	361752CR1
617B0024N15	20x10	5 x 115	15	6	71.5	Conical	1700	30	361752CR1

CRAGAR SERIES 620MB MODERN MUSCLE

CONSTRUCTION: 1-Piece Cast Aluminum

FIT: Direct Fit

FINISH: Black with Machined Face

OFFSET: RWD

LUG NUT: Conical seat or bulge seat lug nuts. Sold separately

CAP: Included



PART #	RIM SIZE (IN)	BOLT PATTERN (MM)	OFFSET (MM)	REAR SPACING (IN.)	CENTER BORE (MM)	LUG NUT TYPE	LOAD RATING (LBS)	SHIPPING WEIGHT (LBS)	CAP #
620MB0851258	20x8.5	5 x 114.3	28	5 7/8	70.5	Conical	1800	34	A-620
620MB0852058	20x8.5	5 x 120	28	5 7/8	67.1	Conical	1800	34	A-620
620MB0852453	20x8.5	5 x 115	15	5 3/8	71.5	Conical	1800	34	A-620
620MB0101270	20x10	5 x 114.3	39	7	70.5	Conical	1800	36	A-620
620MB0102070	20x10	5 x 120	39	7	67.1	Conical	1800	36	A-620
620MB0102460	20x10	5 x 115	15	6	71.5	Conical	1800	36	A-620
620MB2901265	22x9	5 x 114.3	40	6 1/2	70.5	Conical	1800	40	A-620
620MB2902065	22x9	5 x 120	40	6 1/2	66.9	Conical	1800	40	A-620
620MB2902457	22x9	5 x 115	20	5 3/4	71.5	Conical	1800	40	A-620

CRAGAR SERIES 620BMBC MODERN MUSCLE

CONSTRUCTION: 1-Piece Cast Aluminum

FIT: Direct Fit

FINISH: Black with Machined Accents

OFFSET: RWD

LUG NUT: Conical seat or bulge seat lug nuts. Sold separately

CAP: Included



PART #	RIM SIZE (IN.)	BOLT PATTERN (MM)	OFFSET (MM)	REAR SPACING (IN.)	CENTER BORE (MM)	LUG NUT TYPE	LOAD RATING (LBS)	SHIPPING WEIGHT (LBS)	CAP #
620BMBC0851258	20x8.5	5 x 114.3	28	5 7/8	70.5	Conical	1800	34	A-620
620BMBC0852058	20x8.5	5 x 120	28	5 7/8	67.1	Conical	1800	34	A-620
620BMBC0852453	20x8.5	5 x 115	15	5 3/8	71.5	Conical	1800	34	A-620
620BMBC0101270	20x10	5 x 114.3	39	7	70.5	Conical	1800	36	A-620
620BMBC0102070	20x10	5 x 120	39	7	67.1	Conical	1800	36	A-620
620BMBC0102460	20x10	5 x 115	15	6	71.5	Conical	1800	36	A-620
620BMBC2901265	22x9	5 x 114.3	40	6 1/2	70.5	Conical	1800	40	A-620
620BMBC2902065	22x9	5 x 120	40	6 1/2	66.9	Conical	1800	40	A-620
620BMBC2902457	22x9	5 x 115	20	5 3/4	71.5	Conical	1800	40	A-620

CRAGAR SERIES 310 NOMAD WHITE

CONSTRUCTION: 2-Piece Steel

FIT: Direct Fit

FINISH: White with Red and Blue Stripes

OFFSET: RWD

LUG NUT: Conical seat or bulge seat lug nuts. Sold separately

CAP: Sold Separately



PART #	ITEM #	RIM SIZE (IN.)	BOLT PATTERN (IN.)	OFFSET (MM)	REAR SPACING (IN.)	CENTER BORE (IN.)	LUG NUT TYPE	LOAD RATING (LBS)	SHIPPING WEIGHT (LBS)	CAP #
3105712	1527480564B	15x7	5 x 4.5	-6	3 3/4	3.30	Conical	1600	26	29270-1
3105734	1527489564B	15x7	5 x 4.75	-6	3 3/4	3.30	Conical	1600	26	29270-1
3105750	1527497564B	15x7	5 x 5	-6	3 3/4	3.30	Conical	1600	26	29270-1
3105755	1527506564B	15x7	5 x 5.5	-6	3 3/4	4.28	Conical	1600	26	29271-1
3105760P	1526319564B	15x7	6 x 5.5	13	4 1/2	4.28	Conical	1600	26	29271-1
3105812	1527527564B	15x8	5 x 4.5	-19	3 3/4	3.30	Conical	1500	28	29270-1
3105834	1527539564B	15x8	5 x 4.75	-19	3 3/4	3.30	Conical	1500	28	29270-1
3105850	1527547564B	15x8	5 x 5	-19	3 3/4	3.30	Conical	1500	28	29270-1
3105855	1527559564B	15x8	5 x 5.5	-19	3 3/4	4.28	Conical	1500	28	29271-1
3105112	1525878564B	15x10	5 x 4.5	-44	3 3/4	3.30	Conical	1500	34	29270-1
3105150	1525888564B	15x10	5 x 5	-44	3 3/4	3.30	Conical	1500	34	29270-1
3105155	1525892564B	15x10	5 x 5.5	-44	3 3/4	4.28	Conical	1500	34	29271-1
3107760	1626927564B	16x7	6 x 5.5	0	4	4.28	Conical	2000	33	29271-1
3107860	1627152564B	16x8	6 x 5.5	0	4 1/2	4.28	Conical	2000	37	29271-1
3107880	1627169564B	16x8	8 x 6.5	0	4 1/2	5.15	Conical	2200	37	29277-1

NOTES

1) 4WD vehicles may require open cap part # 29072-1

2) Ford Trucks may require extended length closed cap part # 29177-1

CRAGAR SERIES 313 SMOOTHIE

CONSTRUCTION: 2-Piece Steel

FIT: Direct Bolt - Single or Dual Fit

FINISH: Chrome

OFFSET: RWD

LUG NUT: Conical seat or bulge seat lug nuts. Sold separately

CAP: Included with exception of open-end 4x4 cap



PART #	ITEM #	RIM SIZE (IN.)	BOLT PATTERN (IN.)	OFFSET (MM.)	REAR SPACING (IN.)	CENTER BORE (IN.)	LUG NUT TYPE	LOAD RATING (LBS)	SHIPPING WEIGHT (LBS)	CAP #
3134605P	1427389402B	14x6	5 x 4.5, 4.75	6	3 3/4	2.87	Conical	1400	21	29113
3134705	1427402402B	14x7	5 x 4.5, 4.75	0	4	2.87	Conical	1400	23	29113
3135605P	1527456402B	15x6	5 x 4.5, 4.75	6	3 3/4	3.19	Conical	1500	24	29113
3135653P	1527469402B	15x6	5 x 5, 5.5	6	3 3/4	3.71	Conical	1500	24	29113
3135660P	1527474402B	15x6	6 x 5.5	6	3 3/4	4.28	Conical	1500	24	29113
3135705P	1527477402B	15x7	5 x 4.5, 4.75	3	4 1/8	3.19	Conical	1500	26	29113
3135753P	1527503402B	15x7	5 x 5, 5.5	3	4 1/8	3.71	Conical	1500	26	29113
3135760P	1527517402B	15x7	6 x 5.5	3	4 1/8	4.28	Conical	1500	26	29113
3135805	1527524402B	15x8	5 x 4.5, 4.75	-6	4 1/4	3.19	Conical	1500	28	29113
3135853	1527556402B	15x8	5 x 5, 5.5	-6	4 1/4	3.71	Conical	1500	28	29113
3135860	1527571402B	15x8	6 x 5.5	-6	4 1/4	4.28	Conical	1500	28	29113
3135105	1527417402B	15x10	5 x 4.5, 4.75	-32	4 1/4	3.19	Conical	1500	34	29113
3135153	1527430402B	15x10	5 x 5, 5.5	-32	4 1/4	3.71	Conical	1500	34	29113
3135160	1527443402B	15x10	6 x 5.5	-32	4 1/4	4.28	Conical	1500	34	29113

LUG NUTS

PART #	DESCRIPTION
A-29113	Chrome Steel (No Logo)

CRAGAR SERIES 315 NOMAD CHROME

CONSTRUCTION: 2-Piece Steel

FIT: Direct Fit

FINISH: Chrome

OFFSET: RWD

LUG NUT: Conical seat or bulge seat lug nuts. Sold separately

CAP: Sold Separately



PART #	ITEM #	RIM SIZE (IN.)	BOLT PATTERN (IN.)	OFFSET (MM)	REAR SPACING (IN.)	CENTER BORE (IN.)	LUG NUT TYPE	LOAD RATING (LBS)	SHIPPING WEIGHT (LBS)	CAP #
3155712	1527480402B	15x7	5 x 4.5	-6	3 3/4	3.30	Conical	1600	26	29270-1
3155712P	1526376402B	15x7	5 x 4.5	13	4 1/2	3.30	Conical	1600	26	29270-1
3155734	1527489402B	15x7	5 x 4.75	-6	3 3/4	3.30	Conical	1600	26	29270-1
3155750	1527497402B	15x7	5 x 5	-6	3 3/4	3.30	Conical	1600	26	29270-1
3155755	1527506402B	15x7	5 x 5.5	-6	3 3/4	4.28	Conical	1600	26	29271-1
3155760	1526315402B	15x7	6 x 5.5	-6	3 3/4	4.28	Conical	1600	26	29271-1
3155812	1527527402B	15x8	5 x 4.5	-19	3 3/4	3.30	Conical	1500	28	29270-1
3155834	1527539402B	15x8	5 x 4.75	-19	3 3/4	3.30	Conical	1500	28	29270-1
3155850	1527547402B	15x8	5 x 5	-19	3 3/4	3.30	Conical	1500	28	29270-1
3155855	1527559402B	15x8	5 x 5.5	-19	3 3/4	4.28	Conical	1500	28	29271-1
3155860	1526564402B	15x8	6 x 5.5	-19	3 3/4	4.28	Conical	1500	28	29271-1
3155880	1526571402B	15x8	8 x 6.5	-13	4	5.15	Conical	1500	28	29277-1
3155112	1525878402B	15x10	5 x 4.5	-44	3 3/4	3.30	Conical	1500	34	29270-1
3155150	1525888402B	15x10	5 x 5	-44	3 3/4	3.30	Conical	1500	34	29270-1
3155155	1525892402B	15x10	5 x 5.5	-44	3 3/4	4.28	Conical	1500	34	29271-1
3155160	1525873402B	15x10	6 x 5.5	-44	3 3/4	4.28	Conical	1500	34	29271-1
3155180	1525876402B	15x10	8 x 6.5	-35	4 1/8	5.15	Conical	1500	34	29277-1

NOTES

- 1) 4WD vehicles may require open cap part # 29072-1
- 2) Ford Trucks may require extended length closed cap part # 29177-1

CRAGAR SERIES 320 QUICK TRICK / CHROME MOD



CONSTRUCTION: 2-Piece Steel
FIT: Direct Fit
FINISH: Chrome
OFFSET: RWD
LUG NUT: Conical seat or bulge seat lug nuts. Sold separately
CAP: Sold Separately

PART #	ITEM #	RIM SIZE (IN.)	BOLT PATTERN (IN.)	OFFSET (MM)	REAR SPACING (IN.)	CENTER BORE (IN.)	LUG NUT TYPE	LOAD RATING (LBS)	SHIPPING WEIGHT (LBS)	CAP #
3205712	1527485402B	15x7	5 x 4.5	-6	3 3/4	3.30	Conical	1600	26	29270-1
3205712P	1526378402B	15x7	5 x 4.5	13	4 1/2	3.30	Conical	1600	26	29270-1
3205734	1527493402B	15x7	5 x 4.75	-6	3 3/4	3.30	Conical	1600	26	29270-1
3205734P	1526429402B	15x7	5 x 4.75	13	4 1/2	3.30	Conical	1600	26	29270-1
3205750	1527500402B	15x7	5 x 5	-6	3 3/4	3.30	Conical	1600	26	29270-1
3205755	1527511402B	15x7	5 x 5.5	-6	3 3/4	4.28	Conical	1600	26	29271-1
3205760	1526317402B	15x7	6 x 5.5	-6	3 3/4	4.28	Conical	1600	26	29271-1
3205760P	1526321402B	15x7	6 x 5.5	13	4 1/2	4.28	Conical	1600	26	29271-1
3205812	1527532402B	15x8	5 x 4.5	-19	3 3/4	3.30	Conical	1600	28	29270-1
3205812P	1529830402B	15x8	5 x 4.5	6	4 3/4	3.30	Conical	1600	28	29270-1
3205834	1527544402B	15x8	5 x 4.75	-19	3 3/4	3.30	Conical	1600	28	29270-1
3205850	1527552402B	15x8	5 x 5	-19	3 3/4	3.30	Conical	1600	28	29270-1
3205855	1527564402B	15x8	5 x 5.5	-19	3 3/4	4.28	Conical	1600	28	29271-1
3205860	1526566402B	15x8	6 x 5.5	-19	3 3/4	4.28	Conical	1600	28	29271-1
3205860P	1526570402B	15x8	6 x 5.5	6	4 3/4	4.28	Conical	1600	28	29271-1
3205112	1525880402B	15x10	5 x 4.5	-44	3 3/4	3.30	Conical	1200	34	29270-1
3205150	1525890402B	15x10	5 x 5	-44	3 3/4	3.30	Conical	1600	34	29270-1
3205155	1525894402B	15x10	5 x 5.5	-44	3 3/4	4.28	Conical	1600	34	29271-1
3205160	1525875402B	15x10	6 x 5.5	-44	3 3/4	4.28	Conical	1600	34	29271-1
3207780	1626935402B	16x7	8 x 6.5	0	4	5.15	Conical	2000	33	29277-1
3207880	1627171402B	16x8	8 x 6.5	0	4 1/2	5.15	Conical	2200	37	29277-1
3206980	9826981402B	16.5x9.75	8 x 6.5	-22	4 3/4	5.15	Conical	2200	40	29277-1

NOTES
 1) 4WD vehicles may require open cap part # 29072-1
 2) Ford Trucks may require extended length closed cap part # 29177-1

CRAGAR SERIES 32 KEYSTONE KLASSIC



CONSTRUCTION: 2-Piece Composite Steel Rim with Aluminum Center
FIT: Tri-Lug
FINISH: Chrome with Black Accents
OFFSET: RWD
LUG: Mag lug nuts with Keystone washers. Sold separately
CAP: Included

PART #	ITEM #	RIM SIZE (IN.)	BOLT PATTERN (IN.)	OFFSET (MM)	REAR SPACING (IN.)	CENTER BORE (IN.)	LUG NUT TYPE	SHANK LENGTH	LOAD RATING (LBS)	SHIPPING WEIGHT (LBS)	CAP #
325699	1526187402B	15x6	5 x 4.5, 4.75, 5	-13	3	3.44	Mag	0.800	1580	24	KC0271
325799	1526324402B	15x7	5 x 4.5, 4.75, 5	-6	3 3/4	3.44	Mag	0.800	1580	26	KC0271
325899	1526573402B	15x8	5 x 4.5, 4.75, 5	-16	3 7/8	3.44	Mag	0.800	1580	28	KC0271
325199	1525903402B	15x10	5 x 4.5, 4.75, 5	-36	4 1/8	3.44	Mag	0.800	1580	34	KC0271
325299	1521696402B	15x12	5 x 4.5, 4.75, 5	-51	4 1/2	3.44	Mag	0.800	1580	36	KC0271

LUG NUTS

PART #	DESCRIPTION	PACK QTY
.800 SHANK MAG STYLE LUG NUTS AND KEYSTONE WASHERS		
KN2131	12mm-1.25 RH with center & offset hole washers	5
KN2141	12mm-1.50 RH with center & offset hole washers	5
KN2111	7/16 RH with center & offset hole washers	5
KN2121	1/2 RH with center & offset hole washers	5

CAPS

PART #	DESCRIPTION	PACK QTY
KC0271	Cap Keystone Classic only	1

WARNING! Wheels with tri-lug patterns (5x4.5,4.75,5) will not accept 14mm lug nuts.

CRAGAR SERIES 342 BLACK "D" WINDOW

CONSTRUCTION: 2-Piece Steel

FIT: Direct Fit

FINISH: Gloss Black with Red and Blue Stripes

OFFSET: RWD

LUG NUT: Conical seat or bulge seat lug nuts. Sold separately

CAP: Sold Separately



PART #	ITEM #	RIM SIZE (IN.)	BOLT PATTERN (IN.)	OFFSET (MM)	REAR SPACING (IN.)	CENTER BORE (IN.)	LUG NUT TYPE	LOAD RATING (LBS)	SHIPPING WEIGHT (LBS)	CAP #
3425712	1527481565B	15x7	5 x 4.5	0	4	3.30	Conical	1600	26	29270-1
3425712P	1527486565B	15x7	5 x 4.5	6	4 1/4	3.30	Conical	1600	26	29270-1
3425734	1527490565B	15x7	5 x 4.75	0	4	3.30	Conical	1600	26	29270-1
3425734P	1529814565B	15x7	5 x 4.75	6	4 1/4	3.30	Conical	1600	26	29270-1
3425750	1527498565B	15x7	5 x 5	0	4	3.30	Conical	1600	26	29270-1
3425755	1527507565B	15x7	5 x 5.5	0	4	4.28	Conical	1600	26	29271-1
3425760	1527512565B	15x7	6 x 5.5	0	4	4.28	Conical	1600	26	29271-1
3425812	1527528565B	15x8	5 x 4.5	-13	4	3.30	Conical	1500	28	29270-1
3425812P	1527533565B	15x8	5 x 4.5	6	4 3/4	3.30	Conical	1500	28	29270-1
3425834	1527540565B	15x8	5 x 4.75	-13	4	3.30	Conical	1500	28	29270-1
3425850	1527548565B	15x8	5 x 5	-13	4	3.30	Conical	1500	28	29270-1
3425850P	1527553565B	15x8	5 x 5	13	5	3.30	Conical	1500	28	29270-1
3425855	1527560565B	15x8	5 x 5.5	-13	4	4.28	Conical	1500	28	29271-1
3425860	1527565565B	15x8	6 x 5.5	-13	4	4.28	Conical	1500	28	29271-1
3425860P	1527570565B	15x8	6 x 5.5	6	4 3/4	4.28	Conical	1500	28	29271-1
3425112	1527418565B	15x10	5 x 4.5	-38	4	3.30	Conical	1500	34	29270-1
3425134	1527422565B	15x10	5 x 4.75	-38	4	3.30	Conical	1500	34	29270-1
3425150	1527425565B	15x10	5 x 5	-38	4	3.30	Conical	1500	34	29270-1
3425155	1527431565B	15x10	5 x 5.5	-38	4	4.28	Conical	1500	34	29271-1
3425160	1527437565B	15x10	6 x 5.5	-38	4	4.28	Conical	1500	34	29271-1
3425180	1529106565B	15x10	8 x 6.5	-38	4	5.15	Conical	2200	34	29277-1
3427712	1627583565B	16x7	5 x 4.5	0	4	3.30	Conical	1700	33	29270-1
3427735*	1627585565B	16x7	5 x 135mm	0	4	3.42	Conical	2000	33	29135-1
3427750	1627587565B	16x7	5 x 5	0	4	3.30	Conical	1700	33	29270-1
3427760	1627589565B	16x7	6 x 5.5	0	4	4.28	Conical	2000	33	29271-1
3427780	1627591565B	16x7	8 x 6.5	0	4	5.15	Conical	3000	33	29277-1
3427812P	1627595565B	16x8	5 x 4.5	13	5	3.30	Conical	1700	37	29270-1
3427850P	1627601565B	16x8	5 x 5	13	5	3.30	Conical	1700	37	29270-1
3427855P	1627603565B	16x8	5 x 5.5	13	5	4.28	Conical	2000	37	29271-1
3427860P	1627605565B	16x8	6 x 5.5	13	5	4.28	Conical	2000	37	29271-1
3427880	1629118565B	16x8	8 x 6.5	0	4 1/2	5.15	Conical	3650	37	29277-1
3427160SL	1627018565B	16x10	6 x 5.5	-38	4	4.28	Conical	1700	37	29271-1
3427180SL	1627024565B	16x10	8 x 6.5	-34	4 1/8	5.15	Conical	3650	37	29277-1
3428812	1729120565B	17x8	5 x 4.5	0	4 1/2	4.28	Conical	1700	38	29270-1
3428850	1729122565B	17x8	5 x 5	0	4 1/2	3.30	Conical	1700	38	29270-1
3428855	1727616565B	17x8	5 x 5.5	0	4 1/2	3.30	Conical	2000	38	29271-1
3428835*	1729123565B	17x8	5 x 135mm	0	4 1/2	3.30	Conical	2000	38	29135-1
3428860	1727617565B	17x8	6 x 5.5	0	4 1/2	4.28	Conical	2000	38	29271-1
3428880	1729125565B	17x8	8 x 6.5	0	4 1/2	5.15	Conical	3000	38	29277-1
3428912	1729127565B	17x9	5 x 4.5	0	5	3.30	Conical	2000	40	29270-1
3428960	1729131565B	17x9	6 x 5.5	0	5	4.28	Conical	2000	40	29271-1
3428980	1729133565B	17x9	8 x 6.5	0	5	5.15	Conical	3650	40	29277-1

NOTES * 5/135 applications have plain chrome cap only NO CRAGAR LOGO

CRAGAR SERIES 344 SILVER RALLY

CONSTRUCTION: 2-Piece Steel

FIT: Direct Bolt - Single or Dual Fit

FINISH: Silver

OFFSET: RWD

LUG NUT: Conical seat or bulge seat lug nuts. Sold separately

CAP: Sold Separately



PART #	ITEM #	RIM SIZE (IN.)	BOLT PATTERN (IN.)	OFFSET (MM)	REAR SPACING (IN.)	CENTER BORE (IN.)	LUG NUT TYPE	LOAD RATING (LBS)	SHIPPING WEIGHT (LBS)	CAP #
3445605P	1527454240B	15x6	5 x 4.5, 4.75	6	3 3/4	3.19	Conical	1500	24	29700
3445705P	1527475240B	15x7	5 x 4.5, 4.75	6	4 1/4	3.19	Conical	1500	26	29700
3445753P	1527501240B	15x7	5 x 5, 5.5	6	4 1/4	3.71	Conical	1500	26	29700
3445805	1527522240B	15x8	5 x 4.5, 4.75	-6	4 1/4	3.19	Conical	1500	28	29700
3445853	1527622240B	15x8	5 x 5, 5.5	-6	4 1/4	3.71	Conical	1500	28	29700
3445860	1527569240B	15x8	6 x 5.5	-6	4 1/4	4.34	Conical	1500	28	29700
3445105	1527415240B	15x10	5 x 4.5, 4.75	-32	4 1/4	3.19	Conical	1500	34	29700
3445153	1527428240B	15x10	5 x 5, 5.5	-32	4 1/4	3.71	Conical	1500	34	29700
3445734P	1529753240B	15x7	5 x 4.75	6	4 1/4	3.19	Conical	1500	26	29700
3445834	1529754240B	15x8	5 x 4.75	-6	4 1/4"	3.19	Conical	1500	28	29700
3445134	1529755240B	15x10	5 x 4.75	-32	4 1/4"	3.19	Conical	1500	34	29700

CHROME STEEL TRIM RINGS

PART #	ITEM #	DESCRIPTION
A-SCTR1580	71-3009A	15x8, 15x10 Chrome Steel 3"
A-SCTR1560	71-3008	15x5, 15x6, 15x7 Chrome Steel 1 1/2"
A-SCTR1560R	71-3008RIB	15x5, 15x6, 15x7 Chrome Steel Rib 1 1/2"

CHROME STEEL CAP

29700	7.00" Ribbed chrome cap
-------	-------------------------

CRAGAR SERIES 373 CHROME RALLY

CONSTRUCTION: 2-Piece Steel

FIT: Direct Bolt - Single or Dual Fit

FINISH: Chrome

OFFSET: RWD

LUG NUT: Conical seat or bulge seat lug nuts. Sold separately

CAP: Included with the exception of open-end 4x4 cap



PART #	ITEM #	RIM SIZE (IN.)	BOLT PATTERN (IN.)	OFFSET (MM)	REAR SPACING (IN.)	CENTER BORE (IN.)	LUG NUT TYPE	LOAD RATING (LBS)	SHIPPING WEIGHT (LBS)	CAP #
3735705P	1527475402B	15x7	5 x 4.5, 4.75	6	4 1/4	3.19	Conical	1500	26	29700
3735734P	1529753402B	15x7	5 x 4.75	6	4 1/4	3.19	Conical	1500	26	29700
3735753P	1527501402B	15x7	5 x 5, 5.5	6	4 1/4	3.71	Conical	1500	26	29700
3735760P	1527516402B	15x7	6 x 5.5	6	4 1/4	4.34	Conical	1500	26	29700
3735805	1527522402B	15x8	5 x 4.5, 4.75	-6	4 1/4	3.19	Conical	1500	28	29700
3735834	1529754402B	15x8	5 x 4.75	-6	4 1/4	3.19	Conical	1500	28	29700
3735853	1527622402B	15x8	5 x 5, 5.5	-6	4 1/4	3.71	Conical	1500	28	29700
3735860	1527569402B	15x8	6 x 5.5	-6	4 1/4	4.34	Conical	1500	28	29700

CHROME STEEL CAP

29700	7.00" Ribbed chrome cap
-------	-------------------------

CRAGAR SERIES 380S RALLY II

CONSTRUCTION: 1-Piece Cast Aluminum

FIT: Direct Bolt – Dual Fit

FINISH: Silver with Mirror Machined Lip

OFFSET: RWD

LUG NUT: Conical seat or bulge seat lug nuts. Sold separately

CAP: Sold Separately



PART #	RIM SIZE (IN.)	BOLT PATTERN (MM/IN.)	OFFSET (MM)	REAR SPACING (IN.)	CENTER BORE (MM)	LUG NUT TYPE	LOAD RATING (LBS)	SHIPPING WEIGHT (LBS)	CAP #
1722373537	17 x 8	5 x 4.75 / 5 x 5	0	4.47	79	Conical	2400	28	A-29700
1722374537	17 x 8	5 x 4.5 / 5 x 4.75	0	4.47	79	Conical	2400	28	A-29700
1722375537	17 x 9	5 x 4.75 / 5 x 5	0	4.97	79	Conical	2400	30	A-29700
1722376537	17 x 9	5 x 4.5 / 5 x 4.75	0	4.97	79	Conical	2400	30	A-29700
1722475537	17 x 9	6 x 5.5	0	4.97	108	Conical	2250	30	A-29700
1822377537	18 x 8	5 x 4.75 / 5 x 5	0	4.47	79	Conical	2400	28	A-29700
1822378537	18 x 8	5 x 4.5 / 5 x 4.75	0	4.47	79	Conical	2400	28	A-29700

CRAGAR SERIES 390C STREET PRO

CONSTRUCTION: 2-Piece Composite - Steel Rim with Aluminum Center

FIT: Direct Bolt - Dual Fit

FINISH: Chrome

OFFSET: RWD

LUG NUT: 60 degree open-end bulge acorn. Sold separately

Lug cover and spinner included

CAP: Included



PART #	ITEM #	RIM SIZE (IN.)	BOLT PATTERN (IN.)	OFFSET (MM)	REAR SPACING (IN.)	CENTER BORE (IN.)	LUG NUT TYPE	LOAD RATING (LBS)	SHIPPING WEIGHT (LBS)	CAP #
3905605	1526178402B	15x6	5 x 4.5,4.75	-22	2 5/8	3.22	Conical Open End	1580	24	390SK
3905705	1526307402B	15x7	5 x 4.5,4.75	-13	3 1/2	3.22	Conical Open End	1580	26	390SK
3905805	1526553402B	15x8	5 x 4.5,4.75	-6	4 1/4	3.22	Conical Open End	1580	28	390SK
3905105	1525895402B	15x10	5 x 4.5,4.75	-32	4 1/4	3.22	Conical Open End	1580	34	390SK
3907705	1729740402B	17x7	5 x 4.5,4.75	-13	3 1/2	3.22	Conical Open End	1580	31	390SK
3907805P	1727298402B	17x8	5 x 4.5,4.75	-6	4 1/4	3.22	Conical Open End	1580	38	390SK
3907905	1727350402B	17x9	5 x 4.5,4.75	-13	4 1/2	3.22	Conical Open End	1580	40	390SK
3907905P	1727351402B	17x9	5 x 4.5,4.75	6	5 1/4	3.22	Conical Open End	1580	40	390SK

WARNING! You must use the lug nuts listed below for cap clearance

LUG NUTS

PART #	DESCRIPTION
27902-5	7/16" 60 Degree Open End Bulge Acorn Nut
27904-5	1/2" 60 Degree Open End Bulge Acorn Nut
27906-5	12mm-1.25 60 Degree Open End Bulge Acorn Nut
27907-5	12mm-1.50 60 Degree Open End Bulge Acorn Nut
27909-5	14mm-1.50 60 Degree Open End Bulge Acorn Nut
27912-5	12mm-1.75 60 Degree Open End Bulge Acorn Nut
27914-5	14mm-2.00 60 Degree Open End Bulge Acorn Nut

CAPS

390SK	Lug Cover and Spinner
390HK	Hex & Lug Cover (optional)

CRAGAR SERIES 365 V-5

CONSTRUCTION: 2-Piece Steel

FIT: Direct Fit

FINISH: Gloss Black

OFFSET: RWD

LUG NUT: Conical seat or bulge seat lug nuts. Sold separately

CAP: Sold Separately



PART #	ITEM #	RIM SIZE (IN.)	BOLT PATTERN (IN.)	OFFSET (MM)	REAR SPACING (IN.)	CENTER BORE (IN.)	LUG NUT TYPE	LOAD RATING (LBS)	SHIPPING WEIGHT (LBS)	CAP #
3655712	1521394014B	15x7	5 x 4.5	-6	3.75	3.30	Conical	1600	26	29270-1
3655812	1521395014B	15x8	5 x 4.5	-19	3.75	3.30	Conical	1600	28	29270-1
3655112	1521396014B	15x10	5 x 4.5	-44	3.75	3.30	Conical	1600	34	29270-1

CRAGAR SERIES 397 BLACK SOFT 8

CONSTRUCTION: 2-Piece Steel

FIT: Direct Fit

FINISH: Gloss Black

OFFSET: RWD

LUG NUT: Conical seat or bulge seat lug nuts. Sold separately

CAP: Sold Separately



PART #	ITEM #	RIM SIZE (IN.)	BOLT PATTERN (IN.)	OFFSET (MM)	REAR SPACING (IN.)	CENTER BORE (IN.)	LUG NUT TYPE	LOAD RATING (LBS)	SHIPPING WEIGHT (LBS)	CAP #
3975712	1529375014B	15x7	5 x 4.5	0	4	3.30	Conical	2200	26	29270-1
3975712P	1529376014B	15x7	5 x 4.5	6	4 1/4	3.30	Conical	2200	26	29270-1
3975734	1529377014B	15x7	5 x 4.75	0	4	3.30	Conical	2200	26	29270-1
3975734P	1529378014B	15x7	5 x 4.75	6	4 1/4	3.30	Conical	2200	26	29270-1
3975750	1529379014B	15x7	5 x 5	0	4	3.30	Conical	2200	26	29270-1
3975755	1529380014B	15x7	5 x 5.5	0	4	4.28	Conical	2200	26	29271-1
3975760	1529381014B	15x7	6 x 5.5	0	4	4.28	Conical	2200	26	29271-1
3975760P	1529382014B	15x7	6 x 5.5	6	4 1/4	4.28	Conical	2200	26	29271-1
3975764P	1529383014B	15x7	6 x 4.5	6	4 1/4	3.30	Conical	2200	26	29270-1
3975812	1529384014B	15x8	5 x 4.5	-13	4	3.30	Conical	2200	28	29270-1
3975812P	1529385014B	15x8	5 x 4.5	6	4 3/4	3.30	Conical	2200	28	29270-1
3975834	1529386014B	15x8	5 x 4.75	-13	4	3.30	Conical	2200	28	29270-1
3975850	1529387014B	15x8	5 x 5	-13	4	3.30	Conical	2200	28	29270-1
3975855	1529389014B	15x8	5 x 5.5	-13	4	4.28	Conical	2200	28	29271-1
3975860	1529390014B	15x8	6 x 5.5	-13	4	4.28	Conical	2200	28	29271-1
3975860P	1529391014B	15x8	6 x 5.5	6	4 3/4	4.28	Conical	2200	28	29271-1
3975864P	1529392014B	15x8	6 x 4.5	13	5	3.30	Conical	2200	28	29270-1
3975112	1529393014B	15x10	5 x 4.5	-38	4	3.30	Conical	2200	34	29270-1
3975134	1529394014B	15x10	5 x 4.75	-38	4	3.30	Conical	2200	34	29270-1
3975150	1529395014B	15x10	5 x 5	-38	4	3.30	Conical	2200	34	29270-1
3975155	1529396014B	15x10	5 x 5.5	-38	4	4.28	Conical	2200	34	29271-1
3975160	1529397014B	15x10	6 x 5.5	-38	4	4.28	Conical	2200	34	29271-1
3977712	1629398014B	16x7	5 x 4.5	0	4	3.30	Conical	2200	33	29270-1
3977750	1629400014B	16x7	5 x 5	0	4	4.28	Conical	2200	33	29270-1
3977755	1629401014B	16x7	5 x 5.5	0	4	4.28	Conical	2200	33	29271-1
3977760	1629402014B	16x7	6 x 5.5	0	4	4.28	Conical	3000	33	29271-1
3977780	1629404014B	16x7	8 x 6.5	0	4	5.15	Conical	3650	33	29277-1
3977812P	1629406014B	16x8	5 x 4.5	13	5	3.30	Conical	2200	37	29270-1
3977850P	1629408014B	16x8	5 x 5	13	5	3.30	Conical	2200	37	29270-1
3977855P	1629409014B	16x8	5 x 5.5	13	5	4.28	Conical	3000	37	29271-1
3977860P	1629410014B	16x8	6 x 5.5	13	5	4.28	Conical	3000	37	29271-1
3977880	1629412014B	16x8	8 x 6.5	0	4 1/2	4.28	Conical	3650	37	29277-1
3978812	1729414014B	17x8	5 x 4.5	0	4 1/2	3.30	Conical	2200	38	29270-1
3978835*	1729418014B	17x8	5 x 135mm	0	4 1/2	3.42	Conical	2200	38	29135-1
3978834	1729415014B	17x8	5 x 4.75	0	4 1/2	3.30	Conical	2200	38	29270-1

CRAGAR SERIES 397 BLACK SOFT 8

CONSTRUCTION: 2-Piece Steel

FIT: Direct Fit

FINISH: Gloss Black

OFFSET: RWD

LUG NUT: Conical seat or bulge seat lug nuts. Sold separately

CAP: Sold Separately



PART #	ITEM #	RIM SIZE (IN.)	BOLT PATTERN (IN.)	OFFSET (MM)	REAR SPACING (IN.)	CENTER BORE (IN.)	LUG NUT TYPE	LOAD RATING (LBS)	SHIPPING WEIGHT (LBS)	CAP #
3978850	1729416014B	17x8	5 x 5	0	4 1/2	3.30	Conical	2200	38	29270-1
3978855	1729417014B	17x8	5 x 5.5	0	4 1/2	4.28	Conical	3000	38	29271-1
3978860	1729419014B	17x8	6 x 5.5	0	4 1/2	4.28	Conical	3000	38	29271-1
3978880	1729421014B	17x8	8 x 6.5	0	4 1/2	5.15	Conical	3650	38	29277-1
3978881	1729422014B	17x8	8 x 170mm	0	4 1/2	5.15	Conical	3650	38	29277-1
3978912	1729423014B	17x9	5 x 4.5	0	5	3.30	Conical	2200	40	29270-1
3978934	1729424014B	17x9	5 x 4.75	0	5	3.30	Conical	2200	40	29270-1
3978935*	1729427014B	17x9	5 x 135mm	0	5	3.42	Conical	2200	40	29135-1
3978950	1729425014B	17x9	5 x 5	0	5	3.30	Conical	2200	40	29270-1
3978955	1729426014B	17x9	5 x 5.5	0	5	4.28	Conical	3000	40	29271-1
3978960	1729428014B	17x9	6 x 5.5	0	5	4.28	Conical	3000	40	29271-1
3978980	1729430014B	17x9	8 x 6.5	0	5	5.15	Conical	3650	40	29277-1
3978981	1729431014B	17x9	8 x 170mm	0	5	5.15	Conical	3650	40	29277-1

NOTES * 5/135 Bolt Pattern Caps Included, Plain chrome with NO CRAGAR LOGO

CRAGAR SERIES 401C GOLF CART S/S

CONSTRUCTION: 1-Piece Cast Aluminum

FIT: Direct Fit

FINISH: Chrome

OFFSET: RWD

LUG NUT: Conical seat or bulge seat lug nuts. Sold separately

CAP: Included



PART #	RIM SIZE (IN.)	BOLT PATTERN (IN.)	OFFSET (MM)	REAR SPACING (IN.)	CENTER BORE (IN.)	LUG NUT TYPE	LOAD RATING (LBS)	SHIPPING WEIGHT (LBS)	CAP #
1022038402	10x7	4 x 4	-12	3 1/2	69.6	Conical	825	11	40999
1222039402	12x7	4 x 4	-12	3 1/2	69.6	Conical	825	12	40999
1422040402	14x7	4 x 4	-12	3 1/2	69.6	Conical	965	13	40999

410C ASSEMBLIES

ASSEMBLY PART NUMBER	SIZE (IN)	ULTRA GT RADIAL TIRES	Wheel Size (in)
485151	10	205/50-10	10x7
485131	12	205/30-12	12x7
485141	14	205/30-14	14x7
CAP PART #	CAP FINISH	CAP DESCRIPTION	
A-40999	Chrome	12x7 S/S Chromed Cap with blue Cragar lettering	
VEHICLES	BOLT PATTERN	LUG NUT	
EZ-GO	4 x 101.6	1/2" - 20	
Club Car	4 x 101.6	1/2" - 20	
Yamaha	4x 101.6	1/2" - 20	

LUG NUTS BY WHEEL

PART #	DESCRIPTION	PACK QTY
S/S WHEELS 41867 SERIES 13", 14" & 15" WITH VARI-FIT 5x4.5, 5x4.75, 5x5		
A-27721-4	7/16" RH with center hole washers, 0.8 shank	4
A-27723-4	1/2" RH with offset hole washers, 0.8 shank	4
A-27727-4	1/2" LH with offset hole washers, 0.8 shank	4
A-27733-4	12mm-1.50 RH, center & offset hole washers, 0.800 shank	4
A-27780-4	1/2" RH with center hole washers, 0.8 shank	4
A-27792-4	7/16" RH offset hole washers, 0.8 shank	4
S/S WHEELS WITH 14MM		
A-27846-4	14mm-1.50 RH with center hole washers, 0.8 shank	4
S/S WHEELS WITH 5X5.5		
A-09603-4	1/2" RH with center hole washers	4
A-09607-4	1/2" LH with center hole washers	4
S/S WHEELS WITH 5X4 (B.V.D.)		
A-09004-4	7/16 LH with center hole washers	4
A-09005-4	7/16 RH with center hole washers	4
S/S WHEELS 61 SERIES 16" & 17" AND 500 SERIES		
A-27802-4	7/16" ET Conical Nut	4
A-27804-4	1/2" ET Conical Nut	4
A-27807-4	12mm-1.50 ET Conical Nut	4
A-27812-4	12mm-1.75 ET Conical Nut	4
A-27809B-4	14mm-1.50 Conical Bulge Nut	4
STREET PRO WHEELS 390 SERIES 15" & 17"		
A-27902-5	7/16" 60 Degree Open End Bulge Acorn Nut	5
A-27904-5	1/2" 60 Degree Open End Bulge Acorn Nut	5
A-27906-5	12mm-1.25 60 Degree Open End Bulge Acorn Nut	5
A-27907-5	12mm-1.50 60 Degree Open End Bulge Acorn Nut	5
A-27909-5	14mm-1.50 60 Degree Open End Bulge Acorn Nut	5
A-27912-5	12mm-1.75 60 Degree Open End Bulge Acorn Nut	5
A-27914-5	14mm-2.00 60 Degree Open End Bulge Acorn Nut	5
KEYSTONE CLASSIC WHEELS 32 SERIES		
A-KN2111	7/16" RH with center & offset hole washers	5
A-KN2121	1/2" RH with center & offset hole washers	5
A-KN2131	12mm-1.25 RH with center & offset hole washers	5
A-KN2141	12mm-1.50 RH with center & offset hole washers	5
STREET LITE WHEELS 346 SERIES		
A-27775-4	12mm-1.50 RH with center hole washers, 1.379 shank	4
A-27789-4	12mm-1.25 RH with center hole washers, 1.379 shank	4
A-27845-4	14mm-1.50 RH with center hole washers, 1.379 shank	4
A-27881-4	7/16 RH with center hole washers, 1.379 shank	4
A-27883-4	1/2 RH with center hole washers, 1.379 shank	4

ACCESSORIES BY NUMBERS

PART #	DESCRIPTION	PACK QTY
CAP		
A-09080	Cap S/S BVD 5 x 4 only	1
A-09090	Cap S/S 5x4.5,4.75,5,5.5	1
A-09094	Cap for 18-20-22" S/S	1
A-29113	7.65 Embossed Cragar Cap	1
A-29700	Rally Cap	1
A-6026115	Star Wire Cap Chrome	1
A-29072-1	Open Cap 4.25 Diam.	1
A-29079-1	Open Cap 5.12 Diam.	1
232712CR	Black/Chr. Letter Plug 3.3 C.B.Metal PushThrough	1
242512CR	Black/Chr. Letter Plug 428 C.B.Metal PushThrough	1
251212CR	Black/Chr. Letter Plug 5.15 C.B.Metal PushThrough	1
A-09095-2	Spinner S/S 5x4.5,4.75,5	2
A-KC0271	Cap Keystone Kclassic only	1
SPACER		
A-29102	1/2 spacer - 5x4.5,4.75,5,5.5 Center Hole 2.96"	2
A-29126	1/4 spacer - 5x4.5,4.75,5,5.5	2
A-29200	1/2 spacer - 7/16	2-spctr/10lugs
A-29201	1/2 spacer - 1/2 RH 0.8 shank	2-spctr/10lugs
A-29600	1/2 spacer - 7/16 RH 1.379 shank	2-spctr/10lugs
LUG NUT AND WASHER KIT		
A-09004-4	7/16 LH with center hole washers	4
A-09005-4	7/16 RH with center hole washers	4
A-09607-4	1/2 LH with center hole washer	4
A-27721-4	7/16 RH with center hole washers, 0.8 shank	4
A-27723-4	1/2 RH with offset hole washers	4
A-27727-4	1/2 LH with offset hole washers, 0.8 shank	4
A-27775-4	12mm-1.50 RH with center hole washers	4
A-27780-4	1/2 RH with center hole washers, 0.8 shank	4
A-27789-4	12mm-1.25 RH with center hole washers	4
A-27792-4	7/16 RH offset washers, 0.8 shank	4
A-27845-4	14mm-1.50 RH with center hole wshrs, 1.379 shank	4
A-27846-4	14mm-1.50 RH with center hole wshrs, 0.8 shank	4
A-27881-4	7/16 RH Q74with center hole washers	4
A-27883-4	1/2 RH with center hole washers, 1.379 shank	4
A-09603-4	1/2 Right 0.605 Shank w/Center Washer	4

ACCESSORIES BY NUMBERS (continued)

PART #	DESCRIPTION	PACK QTY
WASHER		
A-27733-4	12mm-1.50 RH, center & offset wshr, 0.8 shank	4
A-27224-4	Center hole washers - chrome	4
A-27224-50	Center hole washers - chrome	50
A-27225-4	Offset hole washers - chrome	4
A-27225-50	Offset hole washers - chrome	50
A-KW224-1	Keystone Center Hole Washer	1
A-KW225-1	Keystone Offset Hole Washer	1
LUG NUT		
A-27802-4	7/16" ET Conical Nut	4
A-27802B-4	7/16" Conical Bulge Nut	4
A-27804-4	1/2" ET Conical Nut	4
A-27804B-4	1/2" Conical Bulge Nut	4
A-27805B-4	1/2" LH Conical Bulge Nut	4
A-27806B-4	12mm-1.25 Conical Bulge Nut	4
A-27807-4	12mm-1.50 ET Conical Nut	4
A-27807B-4	12mm-1.50 Conical Bulge Nut	4
A-27809B-4	14mm-1.50 Conical Bulge Nut	4
A-27902-5	7/16" 60 Degree Open End Bulge Acorn Nut	5
A-27904-5	1/2" 60 Degree Open End Bulge Acorn Nut	5
A-27906-5	12mm-1.25 60 Degree Open End Bulge Acorn Nut	5
A-27907-5	12mm-1.50 60 Degree Open End Bulge Acorn Nut	5
A-27909-5	14mm-1.50 60 Degree Open End Bulge Acorn Nut	5
A-27912-5	12mm-1.75 60 Degree Open End Bulge Acorn Nut	5
A-27914-5	14mm-2.00 60 Degree Open End Bulge Acorn Nut	5
CAP		
A-09098	Series 610 Cap	1
361752CR1	Series 617 Cap	1
A-SC2950C	Plain Closed Cap Steel 2.930 Diam.	1
A-29244-1	Embossed blue logo Cap 3.15 Diam.	1
A-29270-1	Embossed blue logo Cap 3.3 Diam.	1
A-29271-1	Embossed blue logo Cap 4.25 Diam.	1
A-29277-1	Embossed blue logo Cap 5.12 Diam.	1
350031CR	Cap Eliminator	1
A-390HK	Lug Cover w/o Spinner	1
A-390SK	Lug Cover and Spinner	1
A-391	Cap Bonneville	1
A-29270B-1	Embossed Cragar Black for 3.30" center bore	1
A-29271B-1	Embossed Cragar Black for 4.28" center bore	1
A-29277B-1	Embossed Cragar Black for 5.15" center bore	1
LUG NUT KITS		
A-KN2111	7/16 RH with center & offset hole washers	5
A-KN2121	1/2 RH with center & offset hole washers	5
A-KN2131	12mm-1.25 RH with center & offset hole washers	5
A-KN2141	12mm-1.50 RH with center & offset hole washers	5
CAP		
A-SPIDER12	Spider Cap 5x4.5"	1
A-SPIDER34	Spider Cap 5x4.75"	1
A-SPIDER50	Spider Cap 5x5.0"	1
A-SPIDER55	Spider Cap 5x5.5"	1
A-BULLET328	Bullet Cap Push - Thru 3.28"	1
VALVE STEM		
A-SC-540	Bullet Valve Stem Cap	1

BLACK ROCK®

BLACK ROCK WHEELS



BLACK ROCK SERIES 900B VIPER

CONSTRUCTION: 1-Piece Cast Aluminum

FIT: Direct Fit

FINISH: Black with Machined Accents

OFFSET: RWD

LUG NUT: Conical seat or bulge seat lug nuts. Sold separately

CAP: Included



PART #	RIM SIZE (IN.)	BOLT PATTERN (IN.)	OFFSET (MM)	REAR SPACING (IN.)	CENTER BORE (IN.)	LUG NUT TYPE	LOAD RATING (LBS)	SHIPPING WEIGHT (LBS)	CAP #
900B581237	15x8	5 x 4.5	-19	3 3/4	3.27	Conical	2200	24	132712BR1
900B583437	15x8	5 x 4.75	-19	3 3/4	3.27	Conical	2200	24	132712BR1
900B585037	15x8	5 x 5	-19	3 3/4	3.27	Conical	2200	24	132712BR1
900B585537	15x8	5 x 5.5	-19	3 3/4	4.25	Conical	2200	24	142512BR1
900B586037	15x8	6 x 5.5	-19	3 3/4	4.25	Conical	2200	24	142512BR1
900B781245	17x8	5 x 4.5	0	4 1/2	3.27	Conical	2200	31	132712BR1
900B785045	17x8	5 x 5	0	4 1/2	3.27	Conical	2200	31	132712BR1
900B785545	17x8	5 x 5.5	0	4 1/2	4.25	Conical	2200	31	142512BR1
900B786045	17x8	6 x 5.5	0	4 1/2	4.25	Conical	2200	31	142512BR1

BLACK ROCK SERIES 900S VIPER

CONSTRUCTION: 1-Piece Cast Aluminum

FIT: Direct Fit

FINISH: Tungsten

OFFSET: RWD

LUG NUT: Conical seat or bulge seat lug nuts. Sold separately

CAP: Included



PART #	RIM SIZE (IN.)	BOLT PATTERN (IN.)	OFFSET (MM)	REAR SPACING (IN.)	CENTER BORE (IN.)	LUG NUT TYPE	LOAD RATING (LBS)	SHIPPING WEIGHT (LBS)	CAP #
900S581237	15x8	5 x 4.5	-19	3 3/4	3.27	Conical	2200	24	132712BR2
900S585037	15x8	5 x 5	-19	3 3/4	3.27	Conical	2200	24	132712BR2
900S585537	15x8	5 x 5.5	-19	3 3/4	4.25	Conical	2200	24	142512BR2
900S781245	17x8	5 x 4.5	0	4 1/2	3.27	Conical	2200	31	132712BR2
900S785045	17x8	5 x 5	0	4 1/2	3.27	Conical	2200	31	132712BR2
900S785545	17x8	5 x 5.5	0	4 1/2	4.25	Conical	2200	31	142512BR2
900S786045	17x8	6 x 5.5	0	4 1/2	4.25	Conical	2200	31	142512BR2

BLACK ROCK SERIES 904B FURY I

CONSTRUCTION: 1-Piece Cast Aluminum
FIT: Direct Bolt – Single or Dual Fit
FINISH: Gloss Black Powder Coat with Milled Edges
OFFSET: RWD
LUG NUT: Conical Bulge Seat, Sold Separately
CAP: Included



PART #	RIM SIZE (IN.)	BOLT PATTERN (MM/IN.)	OFFSET (MM)	REAR SPACING (IN.)	CENTER BORE (MM)	LUG NUT TYPE	LOAD RATING (LBS)	SHIPPING WEIGHT (LBS)	CAP #
1722379731	17 x 9	5 x 4.5 / 5 x 5	12	5.44	73.1	Conical	2000	32	490432BR
1722380731	17 x 9	5 x 135 / 5 x 5.5	12	5.44	108	Conical	2100	32	490432BR
1722381731	17 x 9	6 x 135 / 6 x 5.5	12	5.44	106.2	Conical	2500	32	490432BR
1722382731	17 x 9	8 x 6.5	12	5.44	125.2	Conical	3650	32	490442BR
1722383731	17 x 9	8 x 170	12	5.44	125.2	Conical	3650	32	490442BR
1822384731	18 x 9	5 x 4.5 / 5 x 5	12	5.44	73.1	Conical	2000	39	490432BR
1822385731	18 x 9	5 x 5.5 / 5 x 150	18	5.68	110.2	Conical	2200	39	490432BR
1822386731	18 x 9	6 x 135 / 6 x 5.5	12	5.44	106.2	Conical	2500	39	490432BR
1822387731	18 x 9	8 x 6.5	12	5.44	125.2	Conical	3650	39	490442BR
1822388731	18 x 9	8 x 170	12	5.44	125.2	Conical	3650	39	490442BR
1822389731	18 x 9	8 x 180	12	5.44	125.2	Conical	3650	39	490442BR
2022390731	20 x 9	5 x 4.5 / 5 x 5	12	5.51	73.1	Conical	2000	39	490432BR
2022391731	20 x 9	5 x 5.5 / 5 x 150	18	5.68	110.2	Conical	2200	39	490432BR
2022392731	20 x 9	6 x 135 / 6 x 5.5	12	5.51	106.2	Conical	2500	39	490432BR
2022393731	20 x 9	8 x 6.5	12	5.51	125.2	Conical	3650	39	490442BR
2022394731	20 x 9	8 x 170	12	5.51	125.2	Conical	3650	39	490442BR
2022395731	20 x 9	8 x 180	12	5.51	125.2	Conical	3650	39	490442BR
2022396731	20 x 10	6 x 135 / 6 x 5.5	-24	4.53	106.2	Conical	2500	41	490432BR
2022397731	20 x 10	8 x 6.5	-24	4.53	125.2	Conical	3650	41	490442BR
2022398731	20 x 10	8 x 170	-24	4.53	125.2	Conical	3650	41	490442BR

BLACK ROCK SERIES 909B TYPE D

CONSTRUCTION: 1-Piece Cast Aluminum
FIT: Dual Fit
FINISH: Matte Black
OFFSET: RWD
LUG NUT: Conical seat or bulge seat lug nuts. Sold separately
CAP: Included



PART #	RIM SIZE (IN.)	BOLT PATTERN (IN.)	OFFSET (MM)	REAR SPACING (IN.)	CENTER BORE (IN.)	LUG NUT TYPE	LOAD RATING (LBS)	SHIPPING WEIGHT (LBS)	CAP #
909B580540	15x8	5 x 4.5, 5 x 4.75	-12	4	3.27	Conical	2200	19	490932BR1
909B585340	15x8	5 x 5, 5 x 5.5	-12	4	3.42	Conical	2200	19	490932BR1
909B586040	15x8	6 x 5.5	-12	4	4.25	Conical	2200	19	490932BR1
909B510540	15x10	5 x 4.5, 5 x 4.75	-38	4	3.27	Conical	2200	21	490932BR
909B515340	15x10	5 x 5, 5 x 5.5	-38	4	3.42	Conical	2200	21	490932BR
909B780545	17x8	5 x 4.5, 5 x 4.75	0	4 1/2	3.27	Conical	2200	23	490932BR1
909B785345	17x8	5 x 5, 5 x 5.5	0	4 1/2	3.42	Conical	2200	23	490932BR1
909B786045	17x8	6 x 5.5	0	4 1/2	4.25	Conical	2200	23	490932BR1

BLACK ROCK SERIES 929 BLACK JACK

CONSTRUCTION: 2-Piece Steel

FIT: Direct Fit

FINISH: Matte Black

OFFSET: RWD

LUG NUT: Conical seat or bulge seat lug nuts. Sold separately

CAP: Included



PART #	RIM SIZE (IN.)	BOLT PATTERN (IN.)	OFFSET (MM)	REAR SPACING (IN.)	CENTER BORE (IN.)	LUG NUT TYPE	LOAD RATING (LBS)	SHIPPING WEIGHT (LBS)	CAP #
929571240	15x7	5 x 4.5	0	4	3.30	Conical	1600	26	132712BR
929571242	15x7	5 x 4.5	6	4 1/4	3.30	Conical	1600	26	132712BR
929573440	15x7	5 x 4.75	0	4	3.30	Conical	1600	26	132712BR
929575540	15x7	5 x 5.5	0	4	4.28	Conical	1600	26	142512BR
929576040	15x7	6 x 5.5	0	4	4.28	Conical	1600	26	142512BR
929581240	15x8	5 x 4.5	-13	4	3.30	Conical	1500	28	132712BR
929581247	15x8	5 x 4.5	6	4 3/4	3.30	Conical	1500	28	132712BR
929583440	15x8	5 x 4.75	-13	4	3.30	Conical	1500	28	132712BR
929585040	15x8	5 x 5	-13	4	3.30	Conical	1500	28	132712BR
929585540	15x8	5 x 5.5	-13	4	4.28	Conical	1500	28	142512BR
929586040	15x8	6 x 5.5	-13	4	4.28	Conical	1500	28	142512BR
929511240	15x10	5 x 4.5	-38	4	3.30	Conical	1500	34	132712BR
929515040	15x10	5 x 5	-38	4	3.30	Conical	1500	34	132712BR
929515540	15x10	5 x 5.5	-38	4	4.28	Conical	1500	34	142512BR
929516040	15x10	6 x 5.5	-38	4	4.28	Conical	1500	34	142512BR
929518040	15x10	8 x 6.5	-38	4	5.15	Conical	3000	34	151212BR
929525540	15x12	5 x 5.5	-63	4	4.28	Conical	1400	36	142512BR
929528040	15x12	8 x 6.5	-63	4	5.15	Conical	3000	36	151212BR
929675540	16x7	5 x 5.5	0	4	4.28	Conical	2000	33	142512BR
929676040	16x7	6 x 5.5	0	4	4.28	Conical	2000	33	142512BR
929678040	16x7	8 x 6.5	0	4	5.15	Conical	3000	33	151212BR
929685550	16x8	5 x 5.5	13	5	4.28	Conical	2000	37	142512BR
929686050	16x8	6 x 5.5	13	5	4.28	Conical	2000	37	142512BR
929688045	16x8	8 x 6.5	0	4 1/2	5.15	Conical	3000	37	151212BR

BLACK ROCK SERIES 935B FURY II

CONSTRUCTION: 1-Piece Cast Aluminum

FIT: Direct Bolt – Single or Dual Fit

FINISH: Gloss Black Powder Coat with Milled Edges

OFFSET: RWD

LUG NUT: Conical Bulge Seat, Sold Separately

CAP: Included



PART #	RIM SIZE (IN.)	BOLT PATTERN (MM/IN.)	OFFSET (MM)	REAR SPACING (IN.)	CENTER BORE (MM)	LUG NUT TYPE	LOAD RATING (LBS)	SHIPPING WEIGHT (LBS)	CAP #
1722399731	17 x 9	5 x 4.5 / 5 x 5	12	5.44	73.1	Conical	2000	27	490432BR
1722400731	17 x 9	5 x 5 / 5 x 5.5	0	4.97	78.3	Conical	2250	27	490432BR
1722401731	17 x 9	6 x 135 / 6 x 5.5	12	5.44	106.2	Conical	2250	27	490432BR
1722402731	17 x 9	8 x 6.5	12	5.44	125.2	Conical	3650	27	490442BR
1822403731	18 x 9	5 x 4.5 / 5 x 5	12	5.44	73.1	Conical	2000	28	490432BR
1822404731	18 x 9	5 x 5 / 5 x 5.5	0	4.97	78.3	Conical	2250	28	490432BR
1822405731	18 x 9	6 x 135 / 6 x 5.5	12	5.44	106.2	Conical	2250	28	490432BR
1822406731	18 x 9	8 x 6.5	12	5.44	125.2	Conical	3650	28	490442BR
1822407731	18 x 9	8 x 170	12	5.44	125.2	Conical	3650	28	490442BR
2022408731	20 x 9	5 x 4.5 / 5 x 5	12	5.44	73.1	Conical	2000	32	490432BR
2022409731	20 x 9	6 x 135 / 6 x 5.5	12	5.44	106.2	Conical	2250	32	490432BR
2022410731	20 x 9	8 x 6.5	12	5.44	125.2	Conical	3650	32	490442BR
2022411731	20 x 9	8 x 170	12	5.44	125.2	Conical	3650	32	490442BR

BLACK ROCK SERIES 942 TYPE D

CONSTRUCTION: 2-Piece Steel

FIT: Direct Fit

FINISH: Matte Black

OFFSET: RWD

LUG NUT: Conical seat or bulge seat lug nuts. Sold separately

CAP: Included



PART #	RIM SIZE (IN.)	BOLT PATTERN (IN.)	OFFSET (MM)	REAR SPACING (IN.)	CENTER BORE (IN.)	LUG NUT TYPE	LOAD RATING (LBS)	SHIPPING WEIGHT (LBS)	CAP #
942571237	15x7	5 x 4.5	-6	3 3/4	3.30	Conical	1600	26	132712BR
942571240	15x7	5 x 4.5	0	4	3.30	Conical	1600	26	132712BR
942571242	15x7	5 x 4.5	6	4 1/4	3.30	Conical	1600	26	132712BR
942573437	15x7	5 x 4.75	-6	3 3/4	3.30	Conical	1600	26	132712BR
942573440	15x7	5 x 4.75	0	4	3.30	Conical	1600	26	132712BR
942573442	15x7	5 x 4.75	6	4 1/4	3.30	Conical	1600	26	132712BR
942575037	15x7	5 x 5	-6	3 3/4	3.30	Conical	1600	26	132712BR
942575040	15x7	5 x 5	0	4	3.30	Conical	1600	26	132712BR
942575537	15x7	5 x 5.5	-6	3 3/4	4.28	Conical	1600	26	142512BR
942575540	15x7	5 x 5.5	0	4	4.28	Conical	1600	26	142512BR
942576037	15x7	6 x 5.5	-6	3 3/4	4.28	Conical	1600	26	142512BR
942576040	15x7	6 x 5.5	0	4	4.28	Conical	1600	26	142512BR
942581237	15x8	5 x 4.5	-19	3 3/4	3.30	Conical	1500	28	132712BR
942581240	15x8	5 x 4.5	-13	4	3.30	Conical	1500	28	132712BR
942581245	15x8	5 x 4.5	0	4 1/2	3.30	Conical	1500	28	132712BR
942581247	15x8	5 x 4.5	6	4 3/4	3.30	Conical	1500	28	132712BR
942583437	15x8	5 x 4.75	-19	3 3/4	3.30	Conical	1500	28	132712BR
942583440	15x8	5 x 4.75	-13	4	3.30	Conical	1500	28	132712BR
942585050	15x8	5 x 5	13	5	3.30	Conical	1500	28	132712BR
942585537	15x8	5 x 5.5	-19	3 3/4	4.28	Conical	1500	28	142512BR
942585540	15x8	5 x 5.5	-13	4	4.28	Conical	1500	28	142512BR
942586037	15x8	6 x 5.5	-19	3 3/4	4.28	Conical	1500	28	142512BR
942586040	15x8	6 x 5.5	-13	4	4.28	Conical	1500	28	142512BR
942586045	15x8	6 x 5.5	0	4 1/2	4.28	Conical	1500	28	142512BR
942511237	15x10	5 x 4.5	-44	3 3/4	3.30	Conical	1500	34	132712BR
942511240	15x10	5 x 4.5	-38	4	3.30	Conical	1500	34	132712BR
942511245	15x10	5 x 4.5	-25	4 1/2	3.30	Conical	1500	34	132712BR
942513445	15x10	5 x 4.75	-25	4 1/2	3.30	Conical	1500	34	132712BR
942515040	15x10	5 x 5	-38	4	3.30	Conical	1500	34	132712BR
942515537	15x10	5 x 5.5	-44	3 3/4	4.28	Conical	1500	34	142512BR
942515540	15x10	5 x 5.5	-38	4	4.28	Conical	1500	34	142512BR
942516037	15x10	6 x 5.5	-44	3 3/4	4.28	Conical	1500	34	142512BR
942516040	15x10	6 x 5.5	-38	4	4.28	Conical	1500	34	142512BR
942516045	15x10	6 x 5.5	-25	4 1/2	4.28	Conical	1500	34	142512BR
942518040	15x10	8 x 6.5	-38	4	5.15	Conical	2200	34	151212BR
942521240	15x12	5 x 4.5	-63	4	3.30	Conical	1400	36	132712BR
942523440	15x12	5 x 4.75	-63	4	3.30	Conical	1400	36	132712BR
942526040	15x12	6 x 5.5	-63	4	4.28	Conical	1400	36	142512BR
942528040	15x12	8 x x 6.5	-63	4	5.15	Conical	2200	36	151212BR
942671240	16x7	5 x 4.5	0	4	3.30	Conical	1700	33	132712BR
942675040	16x7	5 x 5	0	4	3.30	Conical	1700	33	132712BR
942675540	16x7	5 x 5.5	0	4	4.28	Conical	2000	33	142512BR
942673540	16x7	5 x 135	0	4	3.42	Conical	2000	33	134212BR
942676040	16x7	6 x 5.5	0	4	4.28	Conical	2000	33	142512BR
942678040	16x7	8 x 6.5	0	4	5.15	Conical	3650	33	151212BR
942681242	16x8	5 x 4.5	-6	4 1/4	3.30	Conical	1700	37	132712BR
942681250	16x8	5 x 4.5	13	5	3.30	Conical	1700	37	132712BR
942685042	16x8	5 x 5	-6	4 1/4	3.30	Conical	1700	37	132712BR
942685050	16x8	5 x 5	13	5	3.30	Conical	1700	37	132712BR
942685542	16x8	5 x 5.5	-6	4 1/4	4.28	Conical	2000	37	142512BR

BLACK ROCK SERIES 942 TYPE D (continued)

CONSTRUCTION: 2-Piece Steel

FIT: Direct Fit

FINISH: Matte Black

OFFSET: RWD

LUG NUT: Conical seat or bulge seat lug nuts. Sold separately

CAP: Included



PART #	RIM SIZE (IN.)	BOLT PATTERN (IN.)	OFFSET (MM.)	REAR SPACING (IN.)	CENTER BORE (IN.)	LUG NUT TYPE	LOAD RATING (LBS)	SHIPPING WEIGHT (LBS)	CAP #
942685550	16x8	5 x 5.5	13	5	4.28	Conical	2000	37	142512BR
942683550	16x8	5 x 135	13	5	3.42	Conical	2000	37	134212BR
942686042	16x8	6 x 5.5	-6	4 1/4	4.28	Conical	2000	37	142512BR
942686050	16x8	6 x 5.5	13	5	4.28	Conical	2000	37	142512BR
942688042	16x8	8 x 6.5	-6	4 1/4	5.15	Conical	3650	37	151212BR
942688045	16x8	8 x 6.5	0	4 1/2	5.15	Conical	3650	37	151212BR
942615540	16x10	5 x 5.5	-38	4	4.28	Conical	1700	37	142512BR
942616040	16x10	6 x 5.5	-38	4	4.28	Conical	1700	37	142512BR
942618042	16x10	8 x 6.5	-34	4 1/4	5.15	Conical	3650	37	151212BR
942781245	17x8	5 x 4.5	0	4 1/2	3.30	Conical	1700	38	132712BR
942785045	17x8	5 x 5	0	4 1/2	3.30	Conical	1700	38	132712BR
942785545	17x8	5 x 5.5	0	4 1/2	4.28	Conical	2000	38	142512BR
942788045	17x8	8 x 6.5	0	4 1/2	5.15	Conical	3650	38	151212BR
942791245	17x9	5 x 4.5	-12	4 1/2	3.30	Conical	2000	40	132712BR
942791250	17x9	5 x 4.5	0	5	3.30	Conical	2000	40	132712BR
942795045	17x9	5 x 5	-12	4 1/2	3.30	Conical	1700	40	132712BR
942795545	17x9	5 x 5.5	-12	4 1/2	4.28	Conical	2000	40	132712BR
942795550	17x9	5 x 5.5	0	5	4.28	Conical	2000	40	142512BR
942798045	17x9	8 x 6.5	-12	4 1/2	5.15	Conical	3650	40	151212BR
942798050	17x9	8 x 6.5	0	5	5.15	Conical	3650	40	151212BR

BLACK ROCK SERIES 997 TYPE 8

CONSTRUCTION: 2-Piece Steel

FIT: Direct Fit

FINISH: Matte Black

OFFSET: RWD

LUG NUT: Conical seat or bulge seat lug nuts. Sold separately

CAP: Included



PART #	RIM SIZE (IN.)	BOLT PATTERN (IN.)	OFFSET (MM.)	REAR SPACING (IN.)	CENTER BORE (IN.)	LUG NUT TYPE	LOAD RATING (LBS)	SHIPPING WEIGHT (LBS)	CAP #
997571240	15x7	5 x 4.5	0	4	3.30	Conical	2200	26	132712BR
997571242	15x7	5 x 4.5	6	4 1/4	3.30	Conical	2200	26	132712BR
997573440	15x7	5 x 4.75	0	4	3.30	Conical	2200	26	132712BR
997573437	15x7	5 x 4.75	-6	3 3/4	3.30	Conical	2200	26	132712BR
997573442	15x7	5 x 4.75	6	4 1/4	3.30	Conical	2200	26	132712BR
997575037	15x7	5 x 5	-6	3 3/4	3.30	Conical	2200	26	132712BR
997575040	15x7	5 x 5	0	4	3.30	Conical	2200	26	132712BR
997575537	15x7	5 x 5.5	-6	3 3/4	4.28	Conical	2200	26	142512BR
997575540	15x7	5 x 5.5	0	4	4.28	Conical	2200	26	142512BR
997576037	15x7	6 x 5.5	-6	3 3/4	4.28	Conical	2200	26	142512BR
997576040	15x7	6 x 5.5	0	4	4.28	Conical	2200	26	142512BR
997576042	15x7	6 x 5.5	6	4 1/4	4.28	Conical	2200	26	142512BR
997576442	15x7	6 x 4.5	6	4 1/2	3.30	Conical	2200	26	132712BR
997581237	15x8	5 x 4.5	-19	3 3/4	3.30	Conical	2200	28	132712BR
997581240	15x8	5 x 4.5	-13	4	3.30	Conical	2200	28	132712BR
997581245	15x8	5 x 4.5	0	4 1/2	3.30	Conical	2200	28	132712BR
997581247	15x8	5 x 4.5	6	4 3/4	3.30	Conical	2200	28	132712BR
997583437	15x8	5 x 4.75	-19	3 3/4	3.30	Conical	2200	28	132712BR
997583440	15x8	5 x 4.75	-13	4	3.30	Conical	2200	28	132712BR
997585037	15x8	5 x 5	-19	3 3/4	3.30	Conical	2200	28	132712BR

BLACK ROCK SERIES 997 TYPE 8 (continued)

CONSTRUCTION: 2-Piece Steel

FIT: Direct Fit

FINISH: Matte Black

OFFSET: RWD

LUG NUT: Conical seat or bulge seat lug nuts. Sold separately

CAP: Included



PART #	RIM SIZE (IN.)	BOLT PATTERN (IN.)	OFFSET (MM)	REAR SPACING (IN.)	CENTER BORE (IN.)	LUG NUT TYPE	LOAD RATING (LBS)	SHIPPING WEIGHT (LBS)	CAP #
997585040	15x8	5 x 5	-13	4	3.30	Conical	2200	28	132712BR
997585537	15x8	5 x 5.5	-19	3 3/4	4.28	Conical	2200	28	142512BR
997585540	15x8	5 x 5.5	-13	4	4.28	Conical	2200	28	142512BR
997586037	15x8	6 x 5.5	-19	3 3/4	4.28	Conical	2200	28	142512BR
997586040	15x8	6 x 5.5	-13	4	4.28	Conical	2200	28	142512BR
997586045	15x8	6 x 5.5	0	4 1/2	4.28	Conical	2200	28	142512BR
997586047	15x8	6 x 5.5	6	4 3/4	4.28	Conical	2200	28	142512BR
997586445	15x8	6 x 4.5	0	4 1/2	3.30	Conical	2200	28	132712BR
997511237	15x10	5 x 4.5	-44	3 3/4	3.30	Conical	2200	34	132712BR
997511240	15x10	5 x 4.5	-38	4	3.30	Conical	2200	34	132712BR
997511245	15x10	5 x 4.5	-25	4 1/2	3.30	Conical	2200	34	132712BR
997513437	15x10	5 x 4.75	-44	3 3/4	3.30	Conical	2200	34	132712BR
997515037	15x10	5 x 5	-44	3 3/4	3.30	Conical	2200	34	132712BR
997515040	15x10	5 x 5	-38	4	3.30	Conical	2200	34	132712BR
997515537	15x10	5 x 5.5	-44	3 3/4	4.28	Conical	2200	34	142512BR
997515540	15x10	5 x 5.5	-38	4	4.28	Conical	2200	34	142512BR
997516037	15x10	6 x 5.5	-44	3 3/4	4.28	Conical	2200	34	142512BR
997516040	15x10	6 x 5.5	-38	4	4.28	Conical	2200	34	142512BR
997516045	15x10	6 x 5.5	-25	4 1/2	4.28	Conical	2200	34	142512BR
997516445	15x10	6 x 4.5	-25	4 1/2	3.30	Conical	2200	34	132712BR
997521240	15x12	5 x 4.5	-63	4	3.30	Conical	2200	36	132712BR
997525040	15x12	5 x 5	-63	4	3.30	Conical	2200	36	132712BR
997525540	15x12	5 x 5.5	-63	4	4.28	Conical	2200	36	142512BR
997526040	15x12	6 x 5.5	-63	4	4.28	Conical	2200	36	142512BR
997543440	15x14	5 x 4.75	-88	4	3.30	Conical	2200	38	132712BR
997671240	16x7	5 x 4.5	0	4	3.30	Conical	2200	33	132712BR
997675040	16x7	5 x 5	0	4	3.30	Conical	2200	33	132712BR
997675540	16x7	5 x 5.5	0	4	4.28	Conical	2200	33	142512BR
997676040	16x7	6 x 5.5	0	4	4.28	Conical	3000	33	142512BR
997678035	16x7	8 x 6.5	-13	3 1/2	5.15	Conical	3650	33	151212BR
997678040	16x7	8 x 6.5	0	4	5.15	Conical	3650	33	151212BR
997681242	16x8	5 x 4.5	-6	4 1/4	3.30	Conical	2200	37	132712BR
997681250	16x8	5 x 4.5	13	5	3.30	Conical	2200	37	132712BR
997685042	16x8	5 x 5	-6	4 1/4	3.30	Conical	2200	37	132712BR
997685050	16x8	5 x 5	13	5	3.30	Conical	2200	37	132712BR
997685542	16x8	5 x 5.5	-6	4 1/4	4.28	Conical	3000	37	142512BR
997685550	16x8	5 x 5.5	13	5	4.28	Conical	3000	37	142512BR
997686042	16x8	6 x 5.5	-6	4 1/4	4.28	Conical	3000	37	142512BR
997686050	16x8	6 x 5.5	13	5	4.28	Conical	3000	37	142512BR
997688042	16x8	8 x 6.5	-6	4 1/4	5.15	Conical	3650	37	151212BR
997688045	16x8	8 x 6.5	0	4 1/2	5.15	Conical	3650	37	151212BR
997615540	16x10	5 x 5.5	-38	4	4.28	Conical	2200	37	142512BR
997616040	16x10	6 x 5.5	-38	4	4.28	Conical	2200	37	142512BR
997618042	16x10	8 x 6.5	-34	4 1/4	5.15	Conical	3000	37	151212BR
997781245	17x8	5 x 4.5	0	4 1/2	3.30	Conical	2200	38	132712BR
997783445	17x8	5 x 4.75	0	4 1/2	3.30	Conical	2200	38	132712BR
997785045	17x8	5 x 5	0	4 1/2	3.30	Conical	2200	38	132712BR
997785545	17x8	5 x 5.5	0	4 1/2	4.28	Conical	3000	38	142512BR
997783545	17x8	5 x 135	0	4 1/2	3.42	Conical	3000	38	134212BR
997786045	17x8	6 x 5.5	0	4 1/2	4.28	Conical	3000	38	142512BR

BLACK ROCK SERIES 997 TYPE 8 (continued)

CONSTRUCTION: 2-Piece Steel

FIT: Direct Fit

FINISH: Matte Black

OFFSET: RWD

LUG NUT: Conical seat or bulge seat lug nuts. Sold separately

CAP: Included



PART #	RIM SIZE (IN.)	BOLT PATTERN (IN.)	OFFSET (MM)	REAR SPACING (IN.)	CENTER BORE (IN.)	LUG NUT TYPE	LOAD RATING (LBS)	SHIPPING WEIGHT (LBS)	CAP #
997788035	17x8	8 x 6.5	-25	3 1/2	5.15	Conical	3650	38	151212BR
997788045	17x8	8 x 6.5	0	4 1/2	5.15	Conical	3650	38	151212BR
997788145	17x8	8 x 170	0	4 1/2	5.15	Conical	3650	38	151212BR
997791245	17x9	5 x 4.5	-12	4 1/2	3.30	Conical	2200	40	132712BR
997791250	17x9	5 x 4.5	0	5	3.30	Conical	2200	40	132712BR
997793445	17x9	5 x 4.75	-12	4 1/2	3.30	Conical	2200	40	132712BR
997793450	17x9	5 x 4.75	0	5	3.30	Conical	2200	40	132712BR
997795045	17x9	5 x 5	-12	4 1/2	3.30	Conical	2200	40	132712BR
997795050	17x9	5 x 5	0	5	3.30	Conical	2200	40	132712BR
997795545	17x9	5 x 5.5	-12	4 1/2	4.28	Conical	3000	40	142512BR
997795550	17x9	5 x 5.5	0	5	4.28	Conical	3000	40	142512BR
997793550	17x9	5 x 135	0	5	3.42	Conical	3000	40	134212BR
997796045	17x9	6 x 5.5	-12	4 1/2	4.28	Conical	3000	40	142512BR
997796050	17x9	6 x 5.5	0	5	4.28	Conical	3000	40	142512BR
997798045	17x9	8 x 6.5	-12	4 1/2	5.15	Conical	3650	40	151212BR
997798050	17x9	8 x 6.5	0	5	5.15	Conical	3650	40	151212BR
997798145	17x9	8 x 170	-12	4 1/2	5.15	Conical	3650	40	151212BR
997798150	17x9	8 x 170	0	5	5.15	Conical	3650	40	151212BR

CENTER CAPS ALUMINUM WHEELS

PART #	DESCRIPTION	CENTER BORE
VIPER SERIES 900		
132712BR1	Steel Push Through Black	3.270"
142512BR1	Steel Push Through Black	4.280"
132712BR2	Steel Push Through Silver	3.270"
142512BR2	Steel Push Through Silver	4.280"
132512BR1R	Steel Push Through Black (Replacement)	3.270"
132512BR2R	Steel Push Through Silver (Replacement)	3.270"
YUMA SERIES 908		
132312BR	Steel Push Through Black	3.270"
142312BR	Steel Push Through Black	4.250"
151512BR	Steel Push Through Black	5.150"
330732BR	Plastic Snap In Black Snap-in	
343332BR	Plastic Snap In Black snap-in	
132311BR	Steel Push Through Chrome	3.270"
142311BR	Steel Push Through Chrome	4.250"
330731BR	Plastic Snap In Chrome Snap-in	
132312BR2	Steel Push Through Silver	3.270"
330732BR2	Plastic Snap-in Silver	
343332BR2	Plastic Snap-in Silver	
TYPE D SERIES 909		
490932BR	Plastic Bolt In 15x10 Covered Type	
490932BR1	Plastic Bolt In 15x8,17x8 Covered Type	
BLACK ROCK SERIES 904B FURY I / 935B FURY II		
490432BR	904 Series Bolt-in Cap 5/6 Lug	
490442BR	904 Series Bolt-in Cap 8 Lug	

CENTER CAPS STEEL WHEELS

PART #	DESCRIPTION	CENTER BORE
1-PIECE CAP (BLACK LETTERS)		
132712BR	Steel Push Through - Black	3.300"
134212BR	Steel Push Through - Black	3.424"
142512BR	Steel Push Through - Black	4.280"
151212BR	Steel Push Through - Black	5.150"
2-PIECE CAP WITH BLACK ROCK PLUG (CHROME LETTERS)		
232712BR	Steel Push Through - Black	3.300"
242512BR	Steel Push Through - Black	4.280"
251212BR	Steel Push Through - Black	5.150"
BLACK ROCK PLUG FOR 2-PIECE CAP		
A-BCNDCBR	Snap In Plug For 2-PC Cap	3.300"

UNIQUE



UNIQUE SERIES 03 SMOOTHIE

CONSTRUCTION: 2-Piece Steel

FIT: Direct Bolt - Single or Dual Fit

FINISH: Chrome

OFFSET: RWD

LUG NUT: Conical seat or bulge seat lug nuts. Sold separately

CAP: Included



PART #	ITEM #	RIM SIZE (IN.)	BOLT PATTERN (IN.)	OFFSET (MM)	REAR SPACING (IN.)	CENTER BORE (IN.)	LUG NUT TYPE	LOAD RATING (LBS)	SHIPPING WEIGHT (LBS)	CAP #
03-4605P	1425715402B	14x6	5 x 4.5, 5 x 4.75	6	3 3/4	3.19	Conical	1400	21	C43
03-4705	1425803402B	14x7	5 x 4.5, 5 x 4.75	0	4	3.19	Conical	1400	23	C43
03-5605P	1526180402B	15x6	5 x 4.5, 5 x 4.75	6	3 3/4	3.19	Conical	1500	24	C43
03-5653P	1526259402B	15x6	5 x 5, 5 x 5.5	6	3 3/4	3.71	Conical	1500	24	C43
03-5660P	1526287402B	15x6	6 x 5.5	6	4 3/4	4.28	Conical	1500	24	C43
03-5705P	1526309402B	15x7	5 x 4.5, 5 x 4.75	3	4 1/8	3.19	Conical	1500	26	C43
03-5753P	1526459402B	15x7	5 x 5, 5 x 5.5	3	4 1/8	3.19	Conical	1500	26	C43
03-5760P	1526515402B	15x7	6 x 5.5	3	5 1/8	3.71	Conical	1500	26	C43
03-5805	1526559402B	15x8	5 x 4.5, 5 x 4.75	-6	4 1/8	4.28	Conical	1500	28	C43
03-5853	1526752402B	15x8	5 x 5, 5 x 5.5	-6	4 1/4	3.71	Conical	1500	28	C43
03-5860	1526826402B	15x8	6 x 5.5	-6	5 1/4	4.28	Conical	1500	28	C43
03-5105	1525899402B	15x10	5 x 4.5, 5 x 4.75	-32	4 1/4	3.19	Conical	1500	34	C43
03-5153	1525996402B	15x10	5 x 5, 5 x 5.5	-32	4 1/4	3.71	Conical	1500	34	C43
03-5160	1526046402B	15x10	6 x 5.5	-32	4 1/4	4.28	Conical	1500	34	C43

NOTES Check for proper fitment before mounting

UNIQUE SERIES 21 VW WHITE 8-SPOKE

CONSTRUCTION: 2-Piece Steel

FIT: Direct Fit

FINISH: White with Red and Blue Stripes

OFFSET: RWD

LUG NUT: Radius seat lug nuts. Sold separately

CAP: Not included



PART #	ITEM #	RIM SIZE (IN.)	BOLT PATTERN (IN.)	OFFSET (MM)	REAR SPACING (IN.)	CENTER BORE (IN.)	LUG NUT TYPE	LOAD RATING (LBS)	SHIPPING WEIGHT (LBS)	CAP #
21-5530	1526155564B	15x5	4 x 130	-13	2 1/2	3.3	Radius	1100	19	C22EB
21-5630P	1526235564B	15x6	4 x 130	6	3 3/4	3.3	Radius	1100	23	C22EB
21-5730	1526383564B	15x7	4 x 130	-13	3 1/2	3.3	Radius	1100	26	C22EB
21-5830	1526636564B	15x8	4 x 130	-25	3 1/2	3.3	Radius	1100	28	C22EB
21-5830R	1526639564B	15x8	4 x 130	-63	2	3.3	Radius	1100	34	C22EB
21-5130	1525936564B	15x10	4 x 130	-51	3 1/2	3.3	Radius	1100	34	C22EB

NOTES Requires V.W. lug bolts or equivalent (radius lug seat)
Wheels shipped without center caps
Check for proper fitment before mounting

UNIQUE SERIES 21 WHITE 8-SPOKE

CONSTRUCTION: 2-Piece Steel

FIT: Direct Fit

FINISH: White with Red and Blue Stripes

OFFSET: RWD

LUG NUT: Conical seat or bulge seat lug nuts. Sold separately

CAP: Sold Separately



PART #	ITEM #	RIM SIZE (IN.)	BOLT PATTERN (IN.)	OFFSET (MM)	REAR SPACING (IN.)	CENTER BORE (IN.)	LUG NUT TYPE	LOAD RATING (LBS)	SHIPPING WEIGHT (LBS)	CAP #
21-3512	1318328564B	13x5.5	5 x 4.5	0	3 1/4	3.3	Conical	1100	19	C22EB
21-4712	1425823564B	14x7	5 x 4.5	-6	3 3/4	3.3	Conical	1400	23	C22EB
21-5712	1526339564B	15x7	5 x 4.5	-6	3 3/4	3.3	Conical	1600	26	C22EB
21-5712P	1526352564B	15x7	5 x 4.5	13	4 1/2	3.3	Conical	1600	26	C22EB
21-5734	1526392564B	15x7	5 x 4.75	-6	3 3/4	3.3	Conical	1600	26	C22EB
21-5734P	1526403564B	15x7	5 x 4.75	13	4 1/2	3.3	Conical	1600	26	C22EB
21-5750	1526439564B	15x7	5 x 5	-6	3 3/4	3.3	Conical	1600	26	C22EB
21-5755	1526465564B	15x7	5 x 5.5	-6	3 3/4	4.28	Conical	1600	26	C28EB
21-5760	1526495564B	15x7	6 x 5.5	-6	3 3/4	4.28	Conical	1600	26	C28EB
21-5760P	1526505564B	15x7	6 x 5.5	13	4 1/2	4.28	Conical	1600	26	C28EB
21-5780	1526551564B	15x7	8 x 6.5	0	4	5.5	Conical	1600	26	C22EB
21-5812	1526593564B	15x8	5 x 4.5	-19	3 3/4	3.3	Conical	1500	28	C22EB
21-5834	1526651564B	15x8	5 x 4.75	-19	3 3/4	3.3	Conical	1500	28	C22EB
21-5850	1526710564B	15x8	5 x 5	-19	3 3/4	3.3	Conical	1500	28	C22EB
21-5855	1526758564B	15x8	5 x 5.5	-19	3 3/4	4.28	Conical	1500	28	C28EB
21-5860	1526793564B	15x8	6 x 5.5	-19	3 3/4	4.28	Conical	1500	28	C28EB
21-5880	1526853564B	15x8	8 x 6.5	-13	4	5.15	Conical	1500	28	C36EB
21-5112	1525916564B	15x10	5 x 4.5	-44	3 3/4	3.3	Conical	1500	34	C22EB
21-5134	1525946564B	15x10	5 x 4.75	-44	3 3/4	3.3	Conical	1500	34	C22EB
21-5150	1525971564B	15x10	5 x 5	-44	3 3/4	3.3	Conical	1500	34	C22EB
21-5155	1526000564B	15x10	5 x 5.5	-44	3 3/4	4.28	Conical	1500	34	C28EB
21-5160	1526028564B	15x10	6 x 5.5	-44	3 3/4	4.28	Conical	1500	34	C28EB
21-5180	1526067564B	15x10	8 x 6.5	-38	4	5.15	Conical	2200	34	C36EB
21-7760	1627100564B	16x7	6 x 5.5	0	4	4.28	Conical	2000	33	C28EB
21-7760P	1627110564B	16x7	6 x 5.5	13	4	4.28	Conical	2000	33	C28EB
21-7780	1627129564B	16x7	8 x 6.5	0	4	5.15	Conical	3000	33	C36EB
21-7855	1627200564B	16x8	5 x 5.5	0	4 1/2	4.28	Conical	2000	37	C28EB
21-7860	1627220564B	16x8	6 x 5.5	0	4 1/2	4.28	Conical	2000	37	C28EB
21-7880	1627257564B	16x8	8 x 6.5	0	4 1/2	5.15	Conical	3000	37	C36EB
21-6880	9826965564B	16.5x8.25	8 x 6.5	-3	4 3/4	5.15	Conical	2200	37	C36EB
21-6980	9826989564B	16.5x9.75	8 x 6.5	-22	4 3/4	5.15	Conical	2200	40	C36EB

NOTES Check for proper fitment before mounting

UNIQUE SERIES 27 CHROME 8-SPOKE

CONSTRUCTION: 2-Piece Steel

FIT: Direct Fit

FINISH: Chrome

OFFSET: RWD

LUG NUT: Conical seat or bulge seat lug nuts. Sold separately

CAP: Sold Separately



PART #	ITEM #	RIM SIZE (IN.)	BOLT PATTERN (IN.)	OFFSET (MM)	REAR SPACING (IN.)	CENTER BORE (IN.)	LUG NUT TYPE	LOAD RATING (LBS)	SHIPPING WEIGHT (LBS)	CAP #
27-5712	1526339402B	15x7	5 x 4.5	-6	3 3/4	3.3	Conical	1600	26	C22EB
27-5712P	1526352402B	15x7	5 x 4.5	13	4 1/2	3.3	Conical	1600	26	C22EB
27-5734	1526392402B	15x7	5 x 4.75	-6	3 3/4	3.3	Conical	1600	26	C22EB
27-5750	1526439402B	15x7	5 x 5	-6	3 3/4	3.3	Conical	1600	26	C22EB
27-5755	1526465402B	15x7	5 x 5.5	-6	3 3/4	4.28	Conical	1600	26	C28EB
27-5760	1526495402B	15x7	6 x 5.5	-6	3 3/4	4.28	Conical	1600	26	C28EB
27-5760P	1526505402B	15x7	6 x 5.5	13	4 1/2	4.28	Conical	1600	26	C28EB
27-5812	1526593402B	15x8	5 x 4.5	-19	3 3/4	3.3	Conical	1500	28	C22EB
27-5834	1526651402B	15x8	5 x 4.75	-19	3 3/4	3.3	Conical	1500	28	C22EB
27-5850	1526710402B	15x8	5 x 5	-19	3 3/4	3.3	Conical	1500	28	C22EB
27-5855	1526758402B	15x8	5 x 5.5	-19	3 3/4	4.28	Conical	1500	28	C28EB
27-5860	1526793402B	15x8	6 x 5.5	-19	3 3/4	4.28	Conical	1500	28	C28EB
27-5880	1526853402B	15x8	8 x 6.5	-13	4	5.15	Conical	1500	28	C36EB
27-5112	1525916402B	15x10	5 x 4.5	-44	3 3/4	3.3	Conical	1500	34	C22EB
27-5150	1525971402B	15x10	5 x 5	-44	3 3/4	3.3	Conical	1500	34	C22EB
27-5155	1526000402B	15x10	5 x 5.5	-44	3 3/4	4.28	Conical	1500	34	C28EB
27-5160	1526028402B	15x10	6 x 5.5	-44	3 3/4	4.28	Conical	1500	34	C28EB
27-5180	1526067402B	15x10	8 x 6.5	-35	4 1/8	5.15	Conical	2200	34	C36EB

NOTES
 Requires V.W. lug bolts or equivalent (radius lug seat)
 Wheels shipped without center caps
 Check for proper fitment before mounting

UNIQUE SERIES 27 VW CHROME 8-SPOKE

CONSTRUCTION: 2-Piece Steel

FIT: Direct Fit

FINISH: Chrome

OFFSET: RWD

LUG NUT: Radius seat lug. Sold separately.

CAP: Not included



PART #	ITEM #	RIM SIZE (IN.)	BOLT PATTERN (IN.)	OFFSET (MM)	REAR SPACING (IN.)	CENTER BORE (IN.)	LUG NUT TYPE	LOAD RATING (LBS)	SHIPPING WEIGHT (LBS)	CAP #
27-5530	1526155402B	15x5	4 x 130	-13	2 1/2"	3.3	Conical	1100	19	C22EB
27-5630P	1526235402B	15x6	4 x 130	6	3 3/4"	3.3	Conical	1100	24	C22EB
27-5730	1526383402B	15x7	4 x 130	-13	3 1/2"	3.3	Conical	1100	26	C22EB
27-5830	1526636402B	15x8	4 x 130	-25	3 1/2"	3.3	Conical	1100	28	C22EB

NOTES
 Requires V.W. lug bolts or equivalent (radius lug seat)
 Wheels shipped without center caps
 Check for proper fitment before mounting

UNIQUE SERIES 42 BLACK "D" WINDOW

CONSTRUCTION: 2-Piece Steel
FIT: Direct Fit
FINISH: Gloss Black with Red and Blue Stripes
OFFSET: RWD
LUG NUT: Conical seat or bulge seat lug nuts. Sold separately
CAP: Sold separately, except where noted with an asterisk*



PART #	ITEM #	RIM SIZE (IN.)	BOLT PATTERN (IN.)	OFFSET (MM)	REAR SPACING (IN.)	CENTER BORE (IN.)	LUG NUT TYPE	LOAD RATING (LBS)	SHIPPING WEIGHT (LBS)	CAP #
42-5712P	1526353565B	15x7	5 x 4.5	6	4 1/4	3.3	Conical	1600	26	C22EB
42-5734	1526394565B	15x7	5 x 4.75	0	4	3.3	Conical	1600	26	C22EB
42-5734P	1526404565B	15x7	5 x 4.75	6	4 1/4	3.3	Conical	1600	26	C22EB
42-5750	1526441565B	15x7	5 x 5	0	4	3.3	Conical	1600	26	C22EB
42-5755	1526467565B	15x7	5 x 5.5	0	4	4.28	Conical	1600	26	C28EB
42-5760	1526497565B	15x7	6 x 5.5	0	4	4.28	Conical	1600	26	C28EB
42-5812	1526595565B	15x8	5 x 4.5	-13	4	3.3	Conical	1500	28	C22EB
42-5812P	1526606565B	15x8	5 x 4.5	6	4 3/4	3.3	Conical	1500	28	C22EB
42-5834	1526654565B	15x8	5 x 4.75	-13	4	3.3	Conical	1500	28	C22EB
42-5850	1526712565B	15x8	5 x 5	-13	4	3.3	Conical	1500	28	C22EB
42-5850P	1526722565B	15x8	5 x 5	13	5	3.3	Conical	1500	28	C22EB
42-5855	1526762565B	15x8	5 x 5.5	-13	4	4.28	Conical	1500	28	C28EB
42-5860	1526795565B	15x8	6 x 5.5	-13	4	4.28	Conical	1500	28	C28EB
42-5860P	1526806565B	15x8	6 x 5.5	6	4 3/4	4.28	Conical	1500	28	C28EB
42-5880SL	1529434565B	15x8	8 x 6.5	0	4 1/2	5.15	Conical	2200	28	C36EB
42-5112	1525917565B	15x10	5 x 4.5	-38	4	3.3	Conical	1500	34	C22EB
42-5134	1525948565B	15x10	5 x 4.75	-38	4	3.3	Conical	1500	34	C22EB
42-5150	1525972565B	15x10	5 x 5	-38	4	3.3	Conical	1500	34	C22EB
42-5155	1526001565B	15x10	5 x 5.5	-38	4	4.28	Conical	1500	34	C28EB
42-5160	1526029565B	15x10	6 x 5.5	-38	4	4.28	Conical	1500	34	C28EB
42-5180SL	1529435565B	15x10	8 x 6.5	-38	4	5.15	Conical	2200	34	C36EB
42-5255	1529439565B	15x12	5 x 5.5	-63	4	4.28	Conical	1400	35	C28EB
42-5260	1529440565B	15x12	6 x 5.5	-63	4	4.28	Conical	1400	35	C28EB
42-5280SL	1529441565B	15x12	8 x 6.5	-63	4	5.15	Conical	2200	35	C36EB
42-7712	1627046565B	16x7	5 x 4.5	0	4	3.3	Conical	1700	33	C22EB
42-7735*	1627064565B	16x7	5 x 135	0	4	3.42	Conical	2000	33	C26
42-7750	1627073565B	16x7	5 x 5	0	4	3.3	Conical	1700	33	C22EB
42-7755	1627087565B	16x7	5 x 5.5	0	4	4.28	Conical	2000	33	C28EB
42-7760	1627101565B	16x7	6 x 5.5	0	4	4.28	Conical	2000	33	C28EB
42-7780	1627130565B	16x7	8 x 6.5	0	4	5.15	Conical	3650	33	C36EB
42-7812P	1627159565B	16x8	5 x 4.5	13	5	3.3	Conical	1700	37	C22EB
42-7835P*	1627178565B	16x8	5 x 135	13	5	3.42	Conical	2000	37	C26
42-7850P	1627188565B	16x8	5 x 5	13	5	3.3	Conical	1700	37	C22EB
42-7855P	1627206565B	16x8	5 x 5.5	13	5	4.28	Conical	2000	37	C28EB
42-7860P	1627227565B	16x8	6 x 5.5	13	5	4.28	Conical	2000	37	C28EB
42-7880	1627258565B	16x8	8 x 6.5	0	4 1/2	5.15	Conical	3650	37	C36EB
42-7135SL*	1627010565B	16x10	5 x 135	-38	4	3.42	Conical	1700	37	C26
42-7155SL	1627016565B	16x10	5 x 5.5	-38	4	4.28	Conical	1700	37	C28EB
42-7160SL	1627020565B	16x10	6 x 5.5	-38	4	4.28	Conical	1700	37	C28EB
42-7180	1627027565B	16x10	8 x 6.5	-34	4 1/8	5.15	Conical	3650	37	C36EB
42-8812	1727300565B	17x8	5 x 4.5	0	4 1/2	3.3	Conical	1700	38	C22EB
42-8850	1727317565B	17x8	5 x 5	0	4 1/2	3.3	Conical	1700	38	C22EB
42-8855	1727325565B	17x8	5 x 5.5	0	4 1/2	4.28	Conical	2000	38	C28EB
42-8835*	1727311565B	17x8	5 x 135	0	4 1/2	3.42	Conical	2000	38	C26
42-8860	1727336565B	17x8	6 x 5.5	0	4 1/2	4.28	Conical	2000	38	C28EB
42-8880	1727344565B	17x8	8 x 6.5	0	4 1/2	5.15	Conical	3650	38	C36EB

NOTES Check for proper fitment before mounting

UNIQUE SERIES 81 VW WHITE BAJA

CONSTRUCTION: 2-Piece Steel

FIT: Direct Fit

FINISH: White with Red and Blue Stripes

OFFSET: RWD

LUG NUT: Radius seat lug nuts. Sold separately

CAP: Not included



PART #	ITEM #	RIM SIZE (IN.)	BOLT PATTERN (IN.)	OFFSET (MM)	REAR SPACING (IN.)	CENTER BORE (IN.)	LUG NUT TYPE	LOAD RATING (LBS)	SHIPPING WEIGHT (LBS)	CAP #
81-5519P	1526153564B	15x5	5 x 205	13	3 1/2	6.3	Conical	1100	19	N/A
81-5519R	1526154564B	15x5	5 x 205	-3	2 7/8	6.3	Conical	1100	19	N/A
81-5619R	1526230564B	15x6	5 x 205	-6	3 1/4	6.3	Conical	1100	24	N/A
81-5719R	1526380564B	15x7	5 x 205	-13	3 1/2	6.3	Conical	1100	26	N/A
81-5819R	1526633564B	15x8	5 x 205	-38	3	6.3	Conical	1100	28	N/A
81-5119R	1525935564B	15x10	5 x 205	-51	3 1/2	6.3	Conical	1100	34	N/A

NOTES

Requires VW. lug bolts or equivalent (radius lug seat)

Wheels shipped without center caps

Check for proper fitment before mounting

UNIQUE SERIES 96 CHROME MODULAR

CONSTRUCTION: 2-Piece Steel

FIT: Direct Fit

FINISH: Chrome

OFFSET: RWD

LUG NUT: Conical seat or bulge seat lug nuts. Sold separately

CAP: Style - Push-through. Sold Separately



PART #	ITEM #	RIM SIZE (IN.)	BOLT PATTERN (IN.)	OFFSET (MM)	REAR SPACING (IN.)	CENTER BORE (IN.)	LUG NUT TYPE	LOAD RATING (LBS)	SHIPPING WEIGHT (LBS)	CAP #
96-5712	1526348402B	15x7	5 x 4.5	-6	3 3/4	3.3	Conical	1600	26	C22EB
96-5712P	1526358402B	15x7	5 x 4.5	13	4 1/2	3.3	Conical	1600	26	C22EB
96-5734	1526400402B	15x7	5 x 4.75	-6	3 3/4	3.3	Conical	1600	26	C22EB
96-5734P	1526409402B	15x7	5 x 4.75	13	4 1/2	3.3	Conical	1600	26	C22EB
96-5750	1526447402B	15x7	5 x 5	-6	3 3/4	3.3	Conical	1600	26	C22EB
96-5755	1526473402B	15x7	5 x 5.5	-6	3 3/4	4.28	Conical	1600	26	C28EB
96-5760	1526502402B	15x7	6 x 5.5	-6	3 3/4	4.28	Conical	1600	26	C28EB
96-5760P	1526511402B	15x7	6 x 5.5	13	4 1/2	4.28	Conical	1600	26	C28EB
96-5812	1526602402B	15x8	5 x 4.5	-19	3 3/4	3.3	Conical	1500	28	C22EB
96-5812P	1526611402B	15x8	5 x 4.5	6	4 3/4	3.3	Conical	1500	28	C22EB
96-5834	1526661402B	15x8	5 x 4.75	-19	3 3/4	3.3	Conical	1500	28	C22EB
96-5850	1526719402B	15x8	5 x 5	-19	3 3/4	3.3	Conical	1500	28	C22EB
96-5855	1526769402B	15x8	5 x 5.5	-19	3 3/4	4.28	Conical	1500	28	C28EB
96-5860	1526800402B	15x8	6 x 5.5	-19	3 3/4	4.28	Conical	1500	28	C28EB
96-5860P	1526811402B	15x8	6 x 5.5	6	4 3/4	4.28	Conical	1500	28	C28EB
96-5112	1525922402B	15x10	5 x 4.5	-44	3 3/4	3.3	Conical	1500	34	C22EB
96-5134	1525953402B	15x10	5 x 4.75	-44	3 3/4	3.3	Conical	1500	34	C22EB
96-5150	1525978402B	15x10	5 x 5	-44	3 3/4	3.3	Conical	1500	34	C22EB
96-5155	1526007402B	15x10	5 x 5.5	-44	3 3/4	4.28	Conical	1500	34	C28EB
96-5160	1526034402B	15x10	6 x 5.5	-44	3 3/4	4.28	Conical	1500	34	C28EB
96-7780	1627135402B	16x7	8 x 6.5	0	4	5.15	Conical	3000	33	C36EB
96-7880	1627263402B	16x8	8 x 6.5	0	4 1/2	5.15	Conical	3200	37	C36EB

NOTES

Check for proper fitment before mounting

UNIQUE SERIES 144 SILVER RALLY

CONSTRUCTION: 2-Piece Steel
FIT: Direct Bolt - Single or Dual Fit
FINISH: Silver
OFFSET: RWD
LUG NUT: Conical seat or bulge seat lug nuts. Sold separately
CAP: Sold Separately



PART #	ITEM #	RIM SIZE (IN.)	BOLT PATTERN (IN.)	OFFSET (MM)	REAR SPACING (IN.)	CENTER BORE (IN.)	LUG NUT TYPE	LOAD RATING (LBS)	SHIPPING WEIGHT (LBS)	CAP #
144-5605P	1526179240B	15x6	5 x 4.5, 4.75	6	3 3/4	3.19	Conical	1500	24	C48
144-5734P	1529747240B	15x7	5 x 4.75	6	4 1/4	3.19	Conical	1500	26	C48
144-5705P	1526308240B	15x7	5 x 4.5, 4.75	6	4 1/4	3.19	Conical	1500	26	C48
144-5753P	1526458240B	15x7	5 x 5, 5.5	6	4 1/4	3.71	Conical	1500	26	C48
144-5760P	1526512240B	15x7	6 x 5.5	6	4 1/4	4.34	Conical	1500	26	C48
144-5834	1529748240B	15x8	5 x 4.75	-6	4 1/4	3.19	Conical	1500	28	C48
144-5805	1526554240B	15x8	5 x 4.5, 4.75	-6	4 1/4	3.19	Conical	1500	28	C48
144-5853	1526750240B	15x8	5 x 5, 5.5	-6	4 1/4	3.71	Conical	1500	28	C48
144-5860	1526801240B	15x8	6 x 5.5	-6	4 1/4	4.34	Conical	1500	28	C48
144-5134	1529749240B	15x10	5 x 4.75	-32	4 1/4	3.19	Conical	1500	34	C48
144-5105	1525896240B	15x10	5 x 4.5, 4.75	-32	4 1/4	3.19	Conical	1500	34	C48
144-5153	1525994240B	15x10	5 x 5, 5.5	-32	4 1/4	3.71	Conical	1500	34	C48
144-5160	1526035240B	15x10	6 x 5.5	-32	4 1/4	4.34	Conical	1500	34	C48

CAP

PART #	ITEM #	DESCRIPTION
C-46	ASC7000C	Ribbed 7.000 chrome steel closed cap
C-48	ASS7000C	Stainless Cap

CHROME STEEL TRIM RINGS

PART #	DESCRIPTION
A-SSTR1580	15x8, 15x10 Stainless Steel 3"
A-SSTR157	15x5, 15x6, 15x7 Stainless Steel Trim Rings 1 1/2"

UNIQUE SERIES 173 CHROME RALLY

CONSTRUCTION: 2-Piece Steel
FIT: Direct Bolt - Single or Dual Fit
FINISH: Chrome
OFFSET: RWD
LUG NUT: Conical seat or bulge seat lug nuts. Sold separately
CAP: Included



PART #	ITEM #	RIM SIZE (IN.)	BOLT PATTERN (IN.)	OFFSET (MM)	REAR SPACING (IN.)	CENTER BORE (IN.)	LUG NUT TYPE	LOAD RATING (LBS)	SHIPPING WEIGHT (LBS)	CAP #
173-5734P	1529747402B	15x7	5 x 4.75	6	4 1/4	3.19	Conical	1500	26	C46
173-5705P	1526308402B	15x7	5 x 4.5, 4.75	6	4 1/4	3.19	Conical	1500	26	C46
173-5753P	1526458402B	15x7	5 x 5, 5.5	6	4 1/4	3.71	Conical	1500	26	C46
173-5760P	1526512402B	15x7	6 x 5.5	6	4 1/4	4.34	Conical	1500	26	C46
173-5834	1529748402B	15x8	5 x 4.75	-6	4 1/4	3.19	Conical	1500	28	C46
173-5805	1526554402B	15x8	5 x 4.5, 4.75	-6	4 1/4	3.19	Conical	1500	28	C46
173-5853	1526750402B	15x8	5 x 5, 5.5	-6	4 1/4	3.71	Conical	1500	28	C46
173-5860	1526801402B	15x8	6 x 5.5	-6	4 1/4	4.34	Conical	1500	28	C46

CHROME STEEL CAP

PART #	ITEM #	DESCRIPTION
C46	ASC7000C	Ribbed-7.000 chrome steel closed cap chrome steel closed cap

UNIQUE SERIES 177 SUPER SUPREME

CONSTRUCTION: 2-Piece Composite - Steel Rim with Aluminum Center

FIT: Direct Fit

FINISH: Chrome

OFFSET: RWD

LUG NUT: Conical seat or bulge seat lug nuts. Sold separately

CAP: Style - Push-through, included.



PART #	ITEM #	RIM SIZE (IN.)	BOLT PATTERN (IN.)	OFFSET (MM)	REAR SPACING (IN.)	CENTER BORE (IN.)	LUG NUT TYPE	LOAD RATING (LBS)	SHIPPING WEIGHT (LBS)	CAP #
177-5612	1521097402B	15x6	5 x 4.5	-13	3	3.175	Conical	1580	24	177
177-5634	1521098402B	15x6	5 x 4.75	-13	3	3.175	Conical	1580	24	177
177-5712	1521100402B	15x7	5 x 4.5	-13	3 1/2	3.175	Conical	1580	26	177
177-5734	1521101402B	15x7	5 x 4.75	-13	3 1/2	3.175	Conical	1580	26	177
177-5750	1521102402B	15x7	5 x 5	-13	3 1/2	3.175	Conical	1580	26	177
177-5812	1521103402B	15x8	5 x 4.5	-22	3 5/8	3.175	Conical	1580	28	177
177-5834	1521104402B	15x8	5 x 4.75	-22	3 5/8	3.175	Conical	1580	28	177
177-5850	1521105402B	15x8	5 x 5	-22	3 5/8	3.175	Conical	1580	28	177
177-5112	1521106402B	15x10	5 x 4.5	-32	4 1/4	3.175	Conical	1580	34	177
177-5134	1521107402B	15x10	5 x 4.75	-32	4 1/4	3.175	Conical	1580	34	177
177-5150	1521108402B	15x10	5 x 5	-32	4 1/4	3.175	Conical	1580	34	177

UNIQUE SERIES 265 BLACK V-5

CONSTRUCTION: 2-Piece Steel

FIT: Direct Fit

FINISH: Gloss Black

OFFSET: RWD

LUG NUT: Conical seat or bulge seat lug nuts. Sold separately

CAP: Sold Separately



PART #	ITEM #	RIM SIZE (IN.)	BOLT PATTERN (IN.)	OFFSET (MM)	REAR SPACING (IN.)	CENTER BORE (IN.)	LUG NUT TYPE	LOAD RATING (LBS)	SHIPPING WEIGHT (LBS)	CAP #
265-5712	1521391014B	15x7	5 x 4.5	-6	3 3/4	3.3	Conical	1600	26	C22EB
265-5812	1521392014B	15x8	5 x 4.5	-19	3 3/4	3.3	Conical	1600	28	C22EB
265-5112	1521393014B	15x10	5 x 4.5	-44	3 3/4	3.3	Conical	1600	34	C22EB

UNIQUE SERIES 297 BLACK SOFT 8

CONSTRUCTION: 2-Piece Steel

FIT: Direct Fit

FINISH: Gloss Black

OFFSET: RWD

LUG NUT: Conical seat or bulge seat lug nuts. Sold separately

CAP: Sold separately, except where noted with an asterisk*



PART #	ITEM #	RIM SIZE (IN.)	BOLT PATTERN (IN.)	OFFSET (MM)	REAR SPACING (IN.)	CENTER BORE (IN.)	LUG NUT TYPE	LOAD RATING (LBS)	SHIPPING WEIGHT (LBS)	CAP #
297-5712	1529544014B	15x7	5 x 4.5	0	4	3.3	Conical	2200	26	C22EB
297-5712P	1529545014B	15x7	5 x 4.5	6	4 1/4	3.3	Conical	2200	26	C22EB
297-5734	1529546014B	15x7	5 x 4.75	0	4	3.3	Conical	2200	26	C22EB
297-5734P	1529547014B	15x7	5 x 4.75	6	4 1/4	3.3	Conical	2200	26	C22EB
297-5750	1529548014B	15x7	5 x 5	0	4	3.3	Conical	2200	26	C22EB
297-5755	1529549014B	15x7	5 x 5.5	0	4	4.28	Conical	2200	26	C28EB
297-5760	1529550014B	15x7	6 x 5.5	0	4	4.28	Conical	2200	26	C28EB
297-5760P	1529551014B	15x7	6 x 5.5	6	4 1/4	4.28	Conical	2200	26	C28EB
297-5764P	1529552014B	15x7	6 x 4.5	6	4 1/4	3.3	Conical	2200	26	C22EB
297-5812	1529553014B	15x8	5 x 4.5	-13	4	3.3	Conical	2200	28	C22EB

UNIQUE SERIES 297 BLACK SOFT 8 (continued)

CONSTRUCTION: 2-Piece Steel
FIT: Direct Fit
FINISH: Gloss Black
OFFSET: RWD
LUG NUT: Conical seat or bulge seat lug nuts. Sold separately
CAP: Sold separately, except where noted with an asterisk*



PART #	ITEM #	RIM SIZE (IN.)	BOLT PATTERN (IN.)	OFFSET (MM)	REAR SPACING (IN.)	CENTER BORE (IN.)	LUG NUT TYPE	LOAD RATING (LBS)	SHIPPING WEIGHT (LBS)	CAP #
297-5812P	1529554014B	15x8	5 x 4.5	6	4 3/4	3.3	Conical	2200	28	C22EB
297-5834	1529555014B	15x8	5 x 4.75	-13	4	3.3	Conical	2200	28	C22EB
297-5850	1529556014B	15x8	5 x 5	-13	4	3.3	Conical	2200	28	C22EB
297-5855	1529557014B	15x8	5 x 5.5	-13	4	4.28	Conical	2200	28	C28EB
297-5860	1529558014B	15x8	6 x 5.5	-13	4	4.28	Conical	2200	28	C28EB
297-5860P	1529559014B	15x8	6 x 5.5	6	4 3/4	4.28	Conical	2200	28	C28EB
297-5864P	1529560014B	15x8	6 x 4.5	13	5	3.3	Conical	2200	28	C22EB
297-5112	1529561014B	15x10	5 x 4.5	-38	4	3.3	Conical	2200	34	C22EB
297-5134	1529562014B	15x10	5 x 4.75	-38	4	3.3	Conical	2200	34	C22EB
297-5150	1529563014B	15x10	5 x 5	-38	4	3.3	Conical	2200	34	C22EB
297-5155	1529564014B	15x10	5 x 5.5	-38	4	4.28	Conical	2200	34	C28EB
297-5160	1529565014B	15x10	6 x 5.5	-38	4	4.28	Conical	2200	34	C28EB
297-5212	1529566014B	15x12	5 x 4.5	-63	4	3.3	Conical	2200	35	C22EB
297-5234	1529567014B	15x12	5 x 4.75	-63	4	3.3	Conical	2200	35	C22EB
297-5250	1529568014B	15x12	5 x 5	-63	4	3.3	Conical	2200	35	C22EB
297-5255	1529569014B	15x12	5 x 5.5	-63	4	4.28	Conical	2200	35	C28EB
297-5260	1529570014B	15x12	6 x 5.5	-63	4	4.28	Conical	2200	35	C28EB
297-7712	1629576014B	16x7	5 x 4.5	0	4	3.3	Conical	2200	33	C22EB
297-7750	1629579014B	16x7	5 x 5	0	4	3.3	Conical	2200	33	C22EB
297-7755	1629580014B	16x7	5 x 5.5	0	4	4.28	Conical	3000	33	C28EB
297-7760	1629581014B	16x7	6 x 5.5	0	4	4.28	Conical	3000	33	C28EB
297-7780	1629582014B	16x7	8 x 6.5	0	4	5.15	Conical	3640	33	C36EB
297-7812P	1629584014B	16x8	5 x 4.5	13	5	3.3	Conical	2200	37	C22EB
297-7850P	1629587014B	16x8	5 x 5	13	5	3.3	Conical	2200	37	C22EB
297-7855P	1629588014B	16x8	5 x 5.5	13	5	4.28	Conical	3000	37	C28EB
297-7860P	1629589014B	16x8	6 x 5.5	13	5	4.28	Conical	3000	37	C28EB
297-7880	1629591014B	16x8	8 x 6.5	0	4 1/2	5.15	Conical	3650	37	C36EB
297-7160	1619650014B	16x10	6 x 5.5	-38	4	4.28	Conical	1700	36	C28EB
297-7180	1619635014B	16x10	8 x 6.5	-35	4 1/8	5.15	Conical	3650	36	C36EB
297-8812	1729593014B	17x8	5 x 4.5	0	4 1/2	3.3	Conical	2200	38	C22EB
297-8834	1729594014B	17x8	5 x 4.75	0	4 1/2	3.3	Conical	2200	38	C22EB
297-8835*	1729595014B	17x8	5 x 135 mm	0	4 1/2	3.42	Conical	2200	38	C26
297-8850	1729596014B	17x8	5 x 5	0	4 1/2	3.3	Conical	2200	38	C22EB
297-8855	1729597014B	17x8	5 x 5.5	0	4 1/2	4.28	Conical	3000	38	C28EB
297-8860	1729598014B	17x8	6 x 5.5	0	4 1/2	4.28	Conical	3000	38	C28EB
297-8880	1729600014B	17x8	8 x 6.5	0	4 1/2	5.15	Conical	3650	38	C36EB
297-8881	1729601014B	17x8	8 x 170 mm	0	4 1/2	5.15	Conical	3650	38	C36EB
297-8912	1729602014B	17x9	5 x 4.5	0	5	3.3	Conical	2200	40	C22EB
297-8934	1729603014B	17x9	5 x 4.75	0	5	3.3	Conical	2200	40	C22EB
297-8935*	1729604014B	17x9	5 x 135 mm	0	5	3.42	Conical	2200	40	C26
297-8950	1729605014B	17x9	5 x 5	0	5	3.3	Conical	2200	40	C22EB
297-8955	1729606014B	17x9	5 x 5.5	0	5	4.28	Conical	3000	40	C28EB
297-8960	1729607014B	17x9	6 x 5.5	0	5	4.28	Conical	3000	40	C28EB
297-8964P	1729432014B	17x9	6 x 4.5	13	5 1/2	3.3	Conical	2200	40	C22EB
297-8980	1729482014B	17x9	8 x 6.5	0	5	5.15	Conical	3650	40	C36EB
297-8981	1729483014B	17x9	8 x 170 mm	0	5	5.15	Conical	3650	40	C36EB

NOTES
 Check for proper firmment before mounting
 Wheels shipped without center caps
 Stainless steel cap included

UNIQUE WHEELS

UNIQUE SERIES 83 OEM / ALL WEATHER

CONSTRUCTION: Steel

FIT: Direct Bolt – Single or Dual Fit

FINISH: Matte Black

OFFSET: FWD

LUG NUT: Conical seat or bulge seat lug nuts. Sold separately

CAP: Sold separately



PART #	ITEM #	RIM SIZE (IN.)	BOLT PATTERN (IN.)	OFFSET (MM)	REAR SPACING (IN.)	CENTER BORE (MM)	LUG NUT TYPE	LOAD RATING (LBS)	SHIPPING WEIGHT (LBS)	CAP #
83-3510	1325644017B	13x5.5	4 x 100	+22	4 1/8	72	Conical	1200	18	N/A
83-4414	1425690017B	14x5.5	5 x 4.25,4.50	+35	4 5/8	72	Conical	1200	21	N/A
83-4418	1425694017B	14x5.5	5 x 100/115	+35	4 5/8	72	Conical	1200	21	N/A
1422272017B	1422272017B	14x5.5	4 x 100/4.50	+35	4 5/8	72	Conical	1200	18	N/A
1522268017B	1522268017B	15x6	5 x 4.25,4.50	+41	5 1/8	72	Conical	1400	23	N/A
83-5617	1526227017B	15x6	5 x 112	+41	5 1/8	58	Conical	1400	24	N/A
1522267017B	1522267017B	15x6	5 x 100/115	+41	5 1/8	72	Conical	1400	23	N/A
83-5625	1526232017B	15x6	4 x 4.25	+41	5 1/8	66	Conical	1200	24	N/A
83-5627	1521751017B	15x6	5 x 100,110	+41	5 1/8	72	Conical	1400	24	N/A
1522273017B	1522273017B	15x6	4 x 100/4.50	+41	5 1/8	72	Conical	1200	21	N/A
1622270017B	1622270017B	16x6.5	5 x 4.25,4.50	+41.3	5 3/8	72	Conical	1500	24	N/A
1622269017B	1622269017B	16x6.5	5 x 100,5 x 115	+41.3	5 3/8	72	Conical	1500	24	N/A
83-66517	1626912017B	16x6.5	5 x 112	+41.3	5 3/8	58	Conical	1500	30	N/A
83-66527	1621749017B	16x6.5	5 x 100,110	+41.3	5 3/8	72	Conical	1500	30	N/A
83-66528	1621763017B	16x6.5	5 x 105/112	+41.3	5 3/8	67	Conical	1500	30	N/A
83-66531	1626914017B	16x6.5	5 x 4.25 VOLVO	+41.3	5 3/8	66	Conical	1500	30	N/A
83-66541	1619673017B	16x6.5	4 x 100/4.5	+41.3	5 3/8	72	Conical	1200	30	N/A
83-7713	83-7713	17x7	5 x 110/120	+38	5 1/2	72	Conical	1500	32	N/A
83-7714	83-7714	17x7	5 x 4.25,4.50	+30	5 1/2	72	Conical	1650	32	N/A
83-7717	83-7717	17x7	5 x 112	+30	5 1/2	67	Conical	1500	32	N/A
83-7718	83-7718	17x7	5 x 100,5 x 115	+30	5 1/2	72	Conical	1650	32	N/A

UNIQUE WHEEL ACCESSORIES

PART #	ITEM #	DESCRIPTION
CAP		
C10	A-SC2610C	2.61 CHROME STEEL CAP CLOSED
177	A-177	3.175 CHR SUPER SUPREME CAP WITH EMBLEM
A-SC2770C	A-SC2770C	2.77 STEEL CAP CLOSED 2.850" TALL
C14	A-SC2950C	2.95 CHROME STEEL CAP CLOSED
C22	A-SC3300C	3.3 CHROME STEEL CAP CLOSED
C22B	A-SB3300EB	3.3 BLACK STEEL CAP CLOSED
A-SB3300T	A-SB3300T	3.3 BLACK STEEL OPEN END
C22EB	A-SC3300EB	3.3 CHROME STEEL CAP EMBOSSED
C24	A-SC3300OP	3.3 CHROME STEEL CAP OPEN
C26	A-SS3424C	3.424 STAINLESS STEEL CAP CLOSED (FORD 135mm B.C.)
C28	A-SC4280C	4.28 CHROME STEEL CAP CLOSED
C28B	A-SB4280EB	4.28 BLACK STEEL CAP CLOSED
ASB4280T	A-SB4280T	4.28 BLACK STEEL CAP OPEN END
C28EB	A-SC4280EB	4.28 CHROME STEEL CAP EMBOSSED
C32	A-SC4280OP	4.28 CHROME STEEL CAP OPEN
C36	A-SC5150C	5.15 CHROME STEEL CAP CLOSED
C36EB	A-SC5150EB	5.15 CHROME STEEL CAP EMBOSSED 4.83" LONG
C41	A-SC5150XLC	5.15 CHROME STEEL CAP CLOSED XML 6.33" LONG
C45	A-SC5150OP	5.15 CHROME STEEL CAP OPEN
C43	A-SC7650C	7.65 CHROME STEEL 14" & 15" SMOOTHIE CAP CLOSED
C47	A-SC7000SC	7 CHROME STEEL 16" SMOOTHIE CAP CLOSED
C46	A-SC7000C	7 CHROME STEEL 14", 15" & 16" RALLY CAP CLOSED
C48	A-SS7000C	7 STAINLESS STEEL 14", 15" & 16" RALLY CAP CLOSED
TRIM RINGS		
TR157	A-SSTR157	15x7 STAINLESS STEEL RALLY TRIM RING (1 1/2")
TR1580	A-SSTR1580	15x8 & 15x10 STAINLESS STEEL RALLY TRIM RING (3")
TRC146	A-SCTR146	14x6 CHROME STEEL 2"
TRC1580	A-SCTR1580	15x8, 15x10 CHROME STEEL 3"
TRC1560R	A-SCTR1560R	15X5, 15X6, 15X7 CHROME STEEL RIB 1 1/2"

WHEEL CARE INSTRUCTIONS

Wheels depicted in this Collection are offered in a variety of finishes including paint (liquid and powder coated application), clear coat, chrome, polished aluminum and Black Rock's specially formulated powder coating.

Clean wheels regularly with soap, mild degreaser or quality spray-on wheel cleaner. Use with water and a soft brush or micro-fiber cleaning cloth. For best results, it is important to keep wheels clean, not allowing road film, contaminants and brake dust which retain moisture to accumulate. For winter road conditions where roads are treated with salt or other chemicals, regular cleaning is even more important. Avoid harsh or abrasive cleaners. NEVER CLEAN HOT WHEELS. Allow wheels to cool or cool with water prior to cleaning. To seal and protect the surface following cleaning, apply wax or polymer sealant product.

CLEAR COATED WHEELS

Many painted wheels are permanently coated with a clear protective coating, essentially a non-pigmented, clear paint. As discussed above, clear-coated wheels should require only simple and safe cleaning products. DO NOT USE ABRASIVE CLEANERS OR POLISHES. Seal and protect with wax or polymer sealant product.

CHROME WHEELS

Aluminum or steel wheels plated with chrome should be cleaned regularly as described above. If necessary, a quality non-abrasive chrome polish may be applied. Rinse thoroughly and dry with soft non-abrasive cloth to avoid water spots from soap, chemicals or water. For best results after cleaning chrome, seal and protect the surface with wax or polymer sealant.

POLISHED ALUMINUM WHEELS

Polished aluminum wheels are popular for racing, off-road and hot rod applications but require regular maintenance. Polished aluminum alloy wheels oxidize with exposure to weather and road conditions. When new, protect and seal polished wheels with a quality, hand-applied wax or polymer sealant product. When polished aluminum wheels begin to lose shine, clean as instructed above, using care to avoid scratching uncoated aluminum surface. To restore factory shine, polish by hand with quality metal polish recommended for aluminum. For best results after polishing, seal and protect the surface with wax or polymer sealant. To restore vintage or older polished aluminum wheels, re-polish commercially or by hand.

BLACK ROCK® STEEL WHEELS

Black Rock steel wheels are made in the U.S.A. and permanently coated with a specially formulated weather-resistant finish. The coating is a permanent, baked-on industrial finish. It is durable and easy to clean. Clean wheels regularly, using soap, water, a mild household degreaser or a quality wheel cleaner product and a soft brush and/or micro-fiber cleaning cloth. Do not allow brake dust and road film to build up on surface. DO NOT USE ABRASIVE OR ACID CLEANERS. Never clean hot wheels. Allow wheels to cool or cool with water prior to cleaning. For best results, seal and protect finish with wax or polymer sealant.

LIMITED WARRANTY

The Carlstar Group LLC (“Carlstar”)

Steel Wheels. The Carlstar Group warrants, subject to the terms, conditions and limitations stated herein, wheels to be free from defects in materials and workmanship. Wheels are warranted to be free from structural failure for as long as the original purchaser owns the product. The Carlstar Group’s liability for wheels shall be limited to replacement of any defective wheel plus applicable taxes, if any. The Warranty period for steel wheel coatings, including paint, chrome plating, clear coat or other coating, is ninety (90) days from date of purchase. Surface rust can be prevented by proper care and is not covered by this warranty. See Wheel Care section.

Aluminum Wheels. The Carlstar Group warrants aluminum alloy wheels to be free from defects in material and workmanship under normal and intended use for a period of one (1) year from retail purchase. Wheels are warranted to be free from structural failure for as long as the original purchaser owns the product.

This Warranty is in lieu of all other express and implied warranties, including warranties of merchantability and fitness for a particular purpose. The Carlstar Group agrees to repair or replace, at the sole discretion of The Carlstar Group, wheels that are returned for warranty inspection and which, after examination show that said product has failed in normal use and service due to material and/or workmanship. Call Warranty Dept. at 909.947.1831 for additional information.

The Carlstar Group, by the sale of products to Distributors and Dealers engaged in the sale of automotive parts and accessories, makes no express or implied warranty or representation as to the quality of workmanship of said distributors and dealers or the ability of any individual connected therewith to render technical advice or assistance in connection with installation or use of The Carlstar Group wheels. No distributor, dealer or other entity or individual is authorized to modify or amend this Warranty in any respect.

This warranty is void if:

- A.** The product has been subject to misuse, damage in transit, accident, negligence, abuse, racing, off-road use, aftermarket modification, or has been repaired or altered in any way.
- B.** The product(s) have not been installed according to instructions provided with the wheels or in accordance with tire and wheel industry standards.
- C.** Wheels are installed with accessories other than The Carlstar Group accessories.
- D.** The original sales documents are not provided for verification.
- E.** The wheel(s) are not fit-checked before mounting.

The Carlstar Group assumes no responsibility for diagnosis, removal and installation labor, loss of vehicle use, loss of time, inconvenience, or other consequential expense. The Carlstar Group reserves the right to make changes in design, materials or specifications, or to make product changes without prior notice or obligation to incorporate same into purchased items. This Limited Warranty gives you specific legal rights and you may also have other rights which vary from state-to-state.

NOTICE

PRICES AND PRODUCT SPECIFICATIONS INCLUDED HEREIN ARE SUBJECT TO CHANGE WITHOUT NOTICE. PRODUCT AVAILABILITY SUBJECT TO INVENTORY. ALL PRODUCT IMAGES, ILLUSTRATIONS, PHOTOGRAPHS AND REPRESENTATIONS ARE HEREIN BASED UPON PRODUCT INFORMATION AVAILABLE AT TIME OF PRINTING. SOME PRODUCTS MAY VARY IN APPEARANCE. SEE ACTUAL PRODUCTS FOR ACCURATE PRODUCT DEPICTION. MANUFACTURER RESERVES THE RIGHT TO CHANGE, LIMIT OR DISCONTINUE AT ANY TIME, WITHOUT PRIOR NOTICE, PRODUCTS, PRODUCT PRICES, FINISHES, MATERIALS, APPLICATIONS AND SPECIFICATIONS, INCLUDING WARRANTY PROVISIONS. THE BRANDS AND PRODUCTS DEPICTED HEREIN, INCLUDING ALL RELATED IMAGES, LOGOS, PRODUCT NAMES AND OTHER MARKETING MATERIALS, ARE THE EXCLUSIVE PROPERTY OF THE MANUFACTURER. NO PART OF THIS PUBLICATION MAY BE REPRODUCED OR TRANSMITTED IN ANY FORM OR BY ANY MEANS, ELECTRONIC OR OTHERWISE, WITHOUT WRITTEN PERMISSION OF THE MANUFACTURER. ALL RIGHTS RESERVED. PRINTED IN U.S.A.

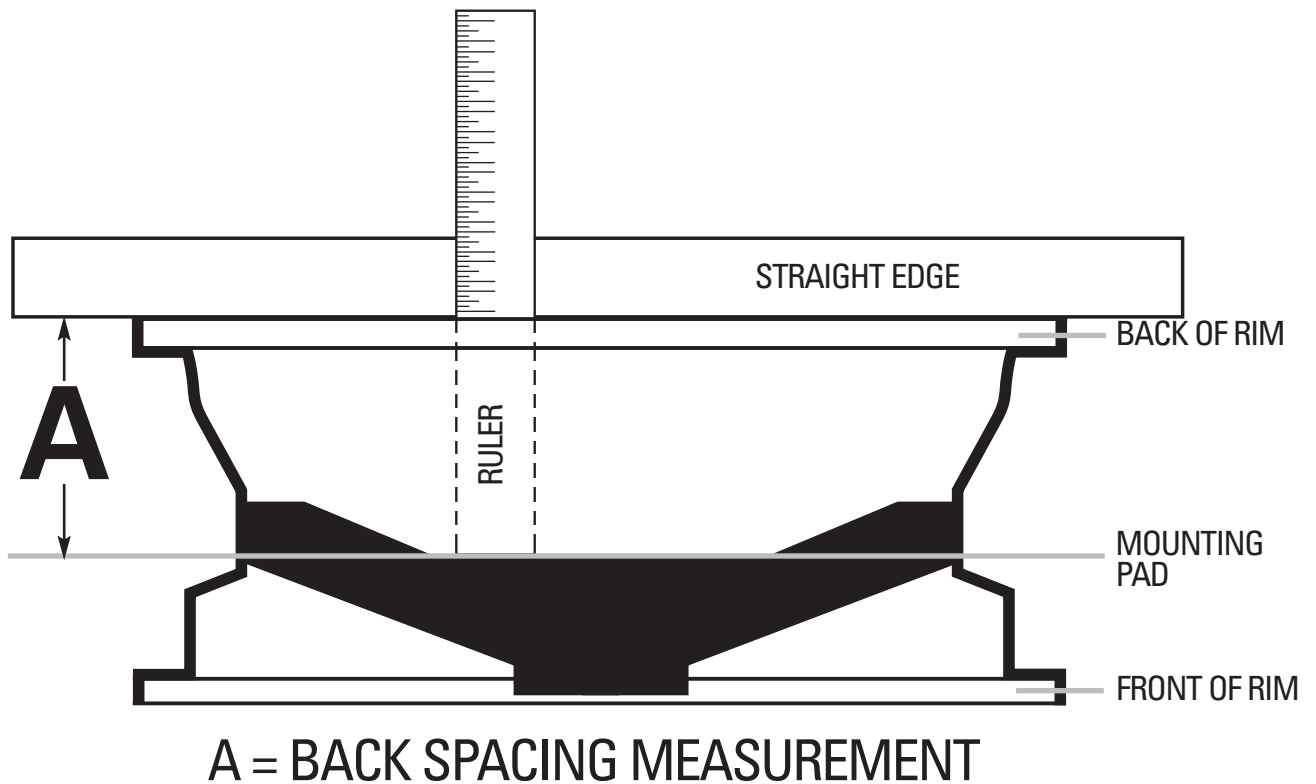
ADVISORY

MOST LOW PROFILE TIRES DO NOT OFFER THE SAME TIRE SIDEWALL PROTECTION AS ORIGINAL EQUIPMENT OR STANDARD PROFILE TIRES. WHILE LOW PROFILE TIRES MAY INCREASE CORNERING STABILITY AND OTHER PERFORMANCE CHARACTERISTICS, RIDE QUALITY AND RIM PROTECTION MAY BE DECREASED. RIM DAMAGE DUE TO ROAD HAZARDS MAY OCCUR AS A RESULT OF THE USE OF LOW PROFILE TIRES.

SAFETY NOTIFICATION

WHEN SELECTING/INSTALLING AFTERMARKET WHEELS AND TIRES, ALWAYS ENSURE THAT THE SIZE OF REPLACEMENT PRODUCTS ARE WITHIN +2.00% TO -3.00% OF THE ORIGINAL OVERALL TIRE DIAMETER RECOMMENDED BY THE MANUFACTURER OF YOUR VEHICLE. THE USE OF WHEEL AND TIRE COMBINATIONS EXCEEDING THESE LIMITATIONS MAY REQUIRE ANTI-LOCK BRAKE SYSTEM ADJUSTMENT OR MODIFICATION, OR CHANGES TO OTHER VEHICLE SYSTEMS. SEE YOUR AUTHORIZED VEHICLE MANUFACTURER REPRESENTATIVE OR BRAKE MANUFACTURER.

HOW TO MEASURE BACKSPACING



Step #1: Remove a wheel from your car and lay it on a flat surface with the backside (the side that faces the brakes) facing up.

Step #2: Lay a straight edge across the wheel. With a ruler or measuring tape, measure the distance from the lower edge of the straight edge to the mounting pad. To avoid interference, you may need to deflate or remove the tire from the wheel to complete this measurements.

The measurement ("A" in the diagram) is the amount of backspacing of the wheel.

USEFUL TERMS:

Rim Width:

Width measurement from bead seat to bead seat, not across the flanges of the rim.

Rim Diameter:

Height measurement from bead seat to bead seat, not across the flanges of the rim.

Rim Flange:

Outermost edge of rim to which clip-on wheel weight are fastened.

Bead Seat:

Area where tire bead rests and seals on the inside of the rim.

Safety Bead:

Raised areas circling the rim slightly inward from the bead seat. Required by D.O.T. on all wheels for street driven vehicles. It keeps the tire from slipping off the rim bell when deflated or under-inflated.

Rim Bell:

Area between edge of rim and rim drop area.

Rim Drop:

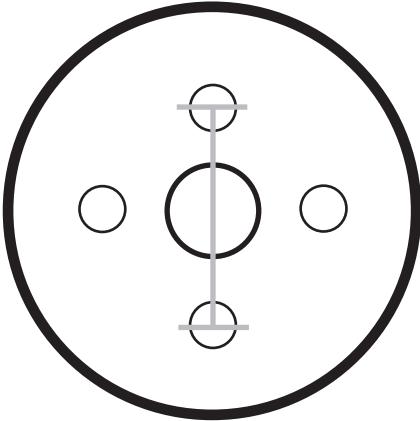
Area of rim having the smallest diameter.

Mounting Pad:

Flat surface at rear of hub that mounts against hub of vehicle.

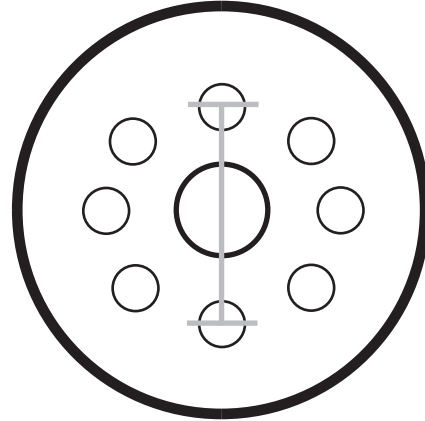
HOW TO MEASURE BOLT CIRCLES

4 LUG



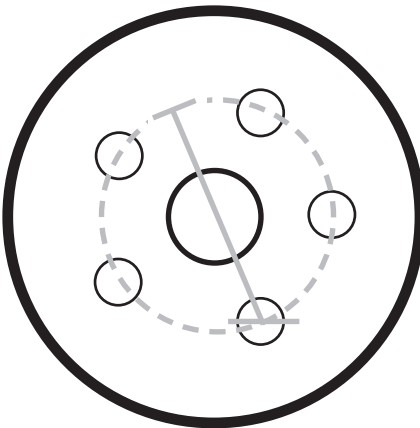
Middle of 2 holes directly across from one another.

8 LUG



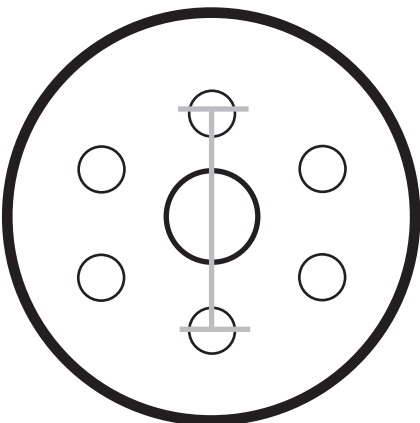
Middle of 2 holes directly across from one another.

5 LUG



It is necessary to use a "Bolt Pattern Gauge" to obtain an accurate measurement.

6 LUG



Middle of 2 holes directly across from one another.

Step #1:

Pick drawing that represents your wheel.

Step #2:

Measure as shown. Measurement equals bolt circle size.

USEFUL TERMS:

Bolt Circle (Pattern):

The diameter of an imaginary circle drawn thru the center of each lug hole or stud.

Centerline:

The exact center of width measurement of rim.

Positive Offset:

Indicates that the mounting pad is in front of, or on the street side of, the centerline of the rim. Most often found on wheels for front wheel drive vehicles. Sometimes, this is also referred to as "inset".

Negative Offset:

Indicates that the mounting pad is behind or on the drum side of the wheel. Found on most standard rear wheel drive vehicles and on many reversed wheels. Sometimes, this is also referred to as "outset".



**BLACK
ROCK[®]**

UNIQUE

Cragar, Black Rock, Unique and other associated marks are registered trademarks of The Carlstar Group LLC.

© 2019 The Carlstar Group, LLC. All rights reserved.
Revision 01/19. Part # STW-L-1401.

Products Subject to Change Without Notice.

WWW.CRAGARWHEEL.COM

WWW.BLACKROCKWHEELS.COM

WWW.UNIQUEWHEEL.COM



THE CARLSTAR GROUP